

MARIN COUNTY HAZARDOUS & SOLID WASTE
JOINT POWERS AUTHORITY

EXECUTIVE COMMITTEE MEETING

Wednesday, January 23, 2008
Suite 200-A Conference Room
65 Mitchell Blvd., San Rafael



10:00 -11:00 AM

AGENDA

Call to Order.

1. Executive Committee Minutes from October 24, 2007. (Action)
2. FY 08-09 Budget Process, Executive Committee Subcommittee (Action)
3. Zero Waste Request for Information. (Action)
4. 2006 Annual Report (Informational)
5. JPA AB 939 Local Task Force Appointments. (Action)
6. Bay Area Recycling Outreach Coalition Contribution. (Information/Action)
7. California Product Stewardship Council Contribution. (Information/Action)
8. Local Task Force Report (Informational)
 - a) November 7, 2007, Local Task Force Meeting Minutes
 - b) December 5, 2007, Local Task Force Meeting Minutes
9. Open Time.
10. Next Executive Board Meeting to be held on Wednesday, April 23, 2008, 10:00 – 11:00 AM, 65 Mitchell Blvd., San Rafael
Next JPA Board Meeting to be held on Thursday, May 22, 2008, 9:00 – 10:00 AM, MMWD, 220 Nellen Avenue, Corte Madera
11. Adjourn.

F:\Waste\JPA\EXCOM\AGENDA\08-01-23.doc



American sign language interpreters and assistive listening devices may be requested by calling (415) 499-6172 (TDD) or (415) 499-6647 (voice) at least 72 hours in advance. Copies of documents are available in accessible formats upon request.

Contact the Marin County Department of Public Works, Division of Waste Management
at 499-6647 for more information

DRAFT**MARIN COUNTY HAZARDOUS & SOLID WASTE
MANAGEMENT JOINT POWERS AUTHORITY**

Executive Committee
 Wednesday, October 24, 2007
 65 Mitchell Blvd., Suite 200-A
 San Rafael, CA 94903

MINUTES**MEMBERS PRESENT**

Debbie Stutsman, San Anselmo (Chair)
 George Rodericks, Belvedere (Vice Chair)
 Ken Nordhoff, San Rafael
 Dan Keen, Novato

MEMBERS ABSENT

Matthew Hymel, County

STAFF PRESENT

Jeff Rawles, JPA
 Michael Frost, JPA
 Alex Soulard, JPA

OTHERS PRESENT

Ramin Khany, Local Task Force
 Katherine DaSilva Jair, Sustainable San Rafael
 Bruce Baum, Green Coalition of RWRM
 Sue Brown, Green Coalition for RWRM
 Tamara Hull, Sustainable San Rafael
 Ed Mainland, Sustainable Novato
 Stuart Moody, Citizens Advisory Comm. on ZW
 Even Edgar, Edgar and Associates
 David Haskell, Haskell and Associates
 Jon Elam, Tamalpais CSD/ Task Force
 Kiki LaPorta, Sustainable Marin
 Adam Politzer, Sausalito City Manager

Call to Order The Executive Committee meeting came to order at 10:02 AM.

1. Approve Executive Committee minutes from April 25, 2007. M/s Stutsman, Rodericks to approve the April 25, 2007 Executive Committee minutes. The motion was unanimously approved.
2. 2007 Draft Five Year Report. Staff reported that the report is an update of the Integrated Waste Management Plan. The Local Task Force (LTF) evaluated the plan and recommended its approval to the Executive Committee and JPA Board. Two of the largest issues during LTF meetings were to include Zero Waste and Extended Producer Responsibility Language. Staff recommended that the Executive Committee approve the plan for submittal to the California Integrated Waste Management Board.

A member of the zero waste task force questioned the Local Enforcement Agencies (LEA) estimated closure date of 2024 for Redwood Sanitary Landfill. Further, the document stating that there is 15 years of capacity will be problematic, Redwood Landfill only has 19.1 million cubic yards of permitted space, and the Green Coalition believes that it is possibly a felony to submit false data to a State agency and they will pursue that. A member of the public asked if there was a revision to the landfill capacity statistics would the JPA be able to submit a revised report.

Staff reported that both disposal and diversion numbers have gone up due to increased consumption by Marin. The closure date estimates are provided by the Local Enforcement Agency (LEA) and the LEA has been authorized to determine landfill

DRAFT

capacity. If the LEA revises Redwood's site capacity in the future and there is less than 15 years of capacity the JPA would need to revise their plan at that time.

M/s Nordhoff, Keen to recommend the JPA approve and submit the Five Year Integrated Waste Management Plan Review Report to the California Integrated Waste Management Board. Dan Keen stated that the JPA is subject to the LEA's determination of site life and it is important to all member agencies of the JPA that they remain in compliance with AB939 therefore should submit the report. The motion was unanimously approved.

3. Zero Waste Planning. Staff reported that as part of the JPA's Zero Waste Resolution the JPA should develop a Zero Waste Plan. In expanding zero waste effort staff is suggesting developing a RFP to develop a plan and have a third party consultant evaluate current programs and conduct a waste analysis. Ken Nordhoff asked that all member agencies of the JPA be contacted to take into account any work their municipality may have done. Debbie Stutsman asked if the scope of the JPA needed to be changed to address zero waste. Dan Keen suggested that since this work augments the role of the JPA that the full board should be included in this decision.

Jon Elam (JPA LTF) stated that implementing zero waste strategies are an opportunity for the JPA and that the public, moving forward it is important, but the entire process should include the environmental community. A member of the zero waste advisory committee read a statement applauding the JPA for including zero waste in the five year review report and proposing a RFP for the development of a zero waste plan and stating that they are looking forward to working on implementing a wide variety of programs. A representative of Marin Sanitary voiced support of implementing a Zero Waste program and hopes to make a positive contribution.

M/s Keen, Nordhoff to recommend the Full Board direct staff to prepare of an RFP for the development of zero waste strategies that involves as many stakeholders and the Local Task Force.

4. JPA AB 939 Local Task Force Appointment. Staff reported that the Local Task Force representative from an environmental organization had resigned. Staff sent out a request for nominations and received seven nominees. The Committee asked if appointing more members would force the JPA to revisit their agreement or make any amendments. The JPA agreement states that the Local Task Force have at least one environmental representative, but the Executive Committee could nominate as many members as they feel appropriate. The Committee discussed among the environmental groups nominations, adding up to three positions for environmental representatives, the current positions of the Local Task Force, and the role of haulers and alternatives on the Task Force. Ken Nordhoff suggested possibly nominating one member from each environmental group that was listed.

A member of the public commented the Green Coalition represents 19 different organizations, and that the members on the local task force should not have any conflicts of interest. Another member of the public stated the JPA's LTF includes the landfill operator, which is not specified as a seat in the JPA agreement.

DRAFT

M/s Keen, Rodericks to request this item be moved to the agenda for the JPA Board meeting where they can elect a subcommittee and determine the amount of environmental representatives. The motion was unanimously approved.

5. Single Use Bag Elimination. Staff reported they have handed out approximately 5,000 along with educational materials at several public venues. Stuart Moody stated that he was glad the JPA was willing to address the issue of plastic bags. Tamara Hull of sustainable Marin stated that additional funding for more bags would be helpful in providing outreach to the community and their outreach conducted with JPA staff and Green Sangha has been very well accepted by the public.
6. Chair and Vice Chair Appointment. Staff reported that the terms for Chair and Vice Chair of the Executive Committee were up and would need to be re elected. The Committee discussed the positions and the makeup of the Executive Committee. M/s Keen, Nordhoff to continue the current composition of the positions. The motion was unanimously approved.
7. Household Hazardous Waste Grant Budget Adjustment. Staff reported that they had received two Household Hazardous Waste Grants from the California Integrated Waste Management Board. The \$300,000 Infrastructure Grant will expand the Household Hazardous Waste Facility in San Rafael, but will require staff negotiating a long term lease with Marin Sanitary. An additional \$7,000 grant is to be used for Universal Waste Outreach. M/s Nordhoff, Keen to accept grants and make the proper budget adjustments. The motion was unanimously approved.
8. Novato Household Hazardous Waste Grant. Staff reported that this is the fifth year of the grant to Novato Sanitary District which is based on the portion of the tipping fee for Novato self haul material. M/s Keen, Nordhoff to recommend approval of the Novato Household Hazardous Waste Grant to the full Board. The motion was unanimously approved.
9. Local Task Force Report. Staff presented the minutes from the Local Task Force meetings. The committee asked about problems with obtaining a quorum for the meetings. Staff noted that quorum is a simple majority of the group.
10. Open Time. Patty Garbarino stated Marin Sanitary is developing a Zero Waste Plan to reduce the company's carbon footprint and would like to share the plan on an upcoming agenda. The Executive Committee agreed that it would be suited for a full JPA Board Meeting.

Bruce Baum Requested that the full JPA agendas be posted online to reduce paper use. Staff stated all JPA and its subcommittee agendas and minutes are posted on the JPA website www.MarinRecycles.org .

11. Adjourn

F:\Waste\JPA\EXCOMMUNUTES\07-10-24.doc

MARIN COUNTY HAZARDOUS AND SOLID WASTE MANAGEMENT JOINT POWERS AUTHORITY

Belvedere:
George Rodericks

Date: January 23, 2008

Corte Madera:
David Bracken

To: JPA Executive Committee

County of Marin:
Matthew Hymel

From: Jeff Rawles
Executive Director

Fairfax:
Michael Rock

Re: FY 08-09 Budget Process

Larkspur:
Jean Bonander

Mill Valley:
Ann Montgomery

Novato:
Daniel Keen

Ross:
Gary Broad

San Anselmo:
Debbie Stutsman


San Rafael:
Ken Nordhoff

Sausalito:
Adam Politzer

Tiburon:
Margaret Curran

In past years, your Committee has appointed a budget subcommittee consisting of your Chair and Vice Chair to review the proposed JPA Budget prior to submission to the Executive Committee. Following that precedent, it is recommended you appoint Debbie Stutsman and George Rodericks as the Executive Committee's budget subcommittee. It is also recommended you approve the following budget schedule:

1. February 22, 2008, San Rafael Fire Department submits budget request to JPA staff.
2. March 21, 2008, JPA staff submits budget request and fee resolution to Executive Committee budget subcommittee.
3. Budget subcommittee meets with staff before April 23, 2008 Executive Committee for review and approval.
4. April 23, 2008, budget and fee resolution approved by Executive Committee.
5. May 22, 2008, budget and fee resolution adopted by full JPA Board.



c: Captain Bradley Mark, San Rafael Fire Department

F:\Waste\JPA\Budget\FY 08-09\budget sub com schedule.doc

MARIN COUNTY HAZARDOUS AND SOLID WASTE MANAGEMENT JOINT POWERS AUTHORITY

Belvedere:

George Rodericks

Date: January 23, 2008

Corte Madera:

David Bracken

To: JPA Executive Committee

County of Marin:

Matthew Hymel

From: Jeff Rawles
Executive Director

Fairfax:

Michael Rock

Re: Zero Waste Request for Information

Larkspur:

Jean Bonander

At the November 1, 2007 JPA Board Meeting, staff requested direction from the Board on how to proceed with the implementation of Zero Waste Programs and the assessment of current programs to attain the goals of the JPA's November 2006 Zero Waste Resolution. The Board requested that staff proceed by developing a Request for Information (RFI) that would be presented at this Executive Committee Meeting.

Mill Valley:

Anne Montgomery

Novato:

Daniel Keen

Staff has prepared the attached RFI for this Committee's review. The RFI specifies that the JPA is looking for responses that will:

Ross:

Gary Broad

San Anselmo:

Debbie Stutsman

- Further the JPA's understanding of new waste and resource management technologies.
- Include a description of the analysis of current programs and the waste audit process.
- Provide insight into how zero waste programs are being implemented and how current waste management infrastructure may be modified.
- Incorporate the needs of JPA member agencies, interest groups, the LTF, and the public for the drafting of a Zero Waste Strategic Plan.
- Describe an implementation timeline, cost estimates and staff requirements for a Zero Waste Strategic Plan.

San Rafael:

Ken Nordhoff

Sausalito:

Adam Politzer

Tiburon:

Margaret Curran

The RFI will be sent to environmental consulting agencies, results of the RFI will be compiled and presented to the Executive Committee at their April meeting. The ideas, technologies, infrastructure changes, plan types and firm capabilities included in the responses will be used to develop a Request for Proposal (RFP), which will require contractors to be more articulate and focused in their proposals.

The RFI is attached for consideration by the Executive Committee. Staff recommends the Executive Committee approve the RFI and authorize staff to distribute.

Attachment.




F:\Waste\JPA\JPA Agenda Items\ExCom 080123\RFI.doc

DRAFT

**MARIN COUNTY HAZARDOUS AND SOLID WASTE
MANAGEMENT JOINT POWERS AUTHORITY**

**DRAFT
REQUEST FOR INFORMATION (RFI)
FOR
ZERO WASTE STRATEGIC PLAN DEVELOPMENT**



Issue Date: January 24, 2008

Response Due: March 31, 2008

TABLE OF CONTENTS

| | | |
|-------------|-------------------------------------|------------|
| I. | Introduction..... | 3 |
| | Intent | |
| | Response | |
| | Format | |
| | RFI Results | |
| II. | JPA Structure..... | 4 |
| | Introduction | |
| | Current Solid Waste Infrastructure | |
| III. | Integration | 5 |
| IV. | Preparing a Response | 5-7 |
| | Overview | |
| | Respond by the Numbers | |
| V. | Submittal Instructions..... | 7 |
| | Paper Submittal | |
| | Electronic Submittal | |
| VI. | Additional Information | 7 |
| | Asking Questions | |
| | Access to Questions and Responses | |
| VII. | Disclaimers | 8 |
| | Submitting a Response to the RFI | |
| | No Financial Responsibility | |
| | Property of the JPA | |

I. INTRODUCTION

Intent

The Marin County Hazardous and Solid Waste Management Joint Powers Authority (JPA) is soliciting information from qualified and experienced firms who have developed Zero Waste Strategic Implementation Plans. The intent of this RFI is to gather information on services of environmental consulting companies, ideally with government experience, and to assess the effectiveness of current JPA programs and the feasibility and cost of implementing a Zero Waste Strategic Plan. The information will be used to assist in defining the JPA's Zero Waste goals and to possibly develop a strategic plan. The goal is to increase the diversion of materials from the landfill to meet an 80% diversion goal by 2012 and Zero Waste by 2025, ensure that resources are used to their highest potential, reduce upstream waste, and reduce Marin's ecological footprint.

Response

The JPA is seeking responses that plan for the analysis of current programs, concepts for upstream waste reduction, development of cultural consumption changes, reduction of product toxicity, reduction of greenhouse gas emissions, organics diversion programs

The JPA seeks a plan that includes waste sorts, program analysis, and incorporates input of Marin's municipalities, the JPA Executive Committee, JPA Board, Local Task Force, waste haulers, and the public.

Ideally the JPA is seeking responses for complete system that addresses all waste and resource streams and incorporates all sectors of Marin. The JPA would like to gather information about applications that may target very specialized functions that improve specific business processes, such as contract management, document repository, compliance tracking, construction industry applications, etc.

Format

This RFI does not attempt to describe all intricacies and functions of the Zero Waste Strategic Plan or the JPA's business processes. Instead the RFI is designed to ask for information in a format that organizes the responses for analysis, while allowing responders a wide degree of flexibility in describing their agency's and plan's capabilities and functionality.

RFI Results

It is not the JPA's intent to award a contract based on this RFI; however, the JPA reserves the right, at its sole discretion, to request additional information, request demos or presentations, or to form test or pilot projects. Vendors who contract with the JPA are required to execute agreements and are required to comply with a variety of compliance requirements. Vendors are encouraged to review the JPA's website www.MarinRecycles.org for additional information.

II. JPA STRUCTURE

Introduction

The Marin County Hazardous and Solid Waste Management Joint Powers Authority is an agency consisting of all 11 incorporated cities within Marin (Belvedere, Corte Madera, Fairfax, Larkspur, Mill Valley, Novato, Ross, San Anselmo, San Rafael, Sausalito, and Tiburon) and the County. The JPA was formed in an effort to comply with the requirements of the California Integrated Waste Management Act (AB 939) as a regional entity.

The JPA is funded through landfill tipping fees with an annual budget of \$ 1,646,132. Included in the JPA's annual budget is support for Marin's Household Hazardous Waste Facility in San Rafael, maintenance of two websites, recycling guides, public outreach, grant implementation, recycling events, AB 939 compliance programs, and the conducting of meetings.

The JPA contracts with the Marin County Department of Public Works for staffing , administration, and program implementation. The JPA is aware that implementing a Zero Waste Strategic Plan may require additional financial support for staffing and program implementation. The JPA would like responses to include a financial analysis of implementing the Zero Waste Strategic Plan and proposed funding methods.

Current Solid Waste Infrastructure

Marin currently has four franchised hauling companies operating throughout different areas of Marin and one public waste hauler that operates in the Tamalpais Valley. Bay Cities Refuse, Marin Sanitary Service, Mill Valley Refuse, and Redwood Empire Disposal (Northbay Corp.) are the four private haulers and Tamalpais Community Services District is the public hauler. Additionally, there are several other hauling companies that operate in Marin outside of franchise agreements.

Redwood Landfill, Marin County's only operating landfill, is located outside Novato in Unincorporated Marin County. The landfill is currently undergoing a permit revision process that, if approved will expand its disposal capacity and waste diversion activities. The mitigated alternative proposed in Redwood Landfill's permit review includes a landfill gas to energy program, siting a construction and demolition material recovery facility, and expanded composting activities.

The Marin Resource Recovery Facility is a material recovery facility sited in San Rafael. This site acts as a transfer station and is adjacent to a recycling center and the JPA funded Household Hazardous Waste Facility. Novato has an additional Household Hazardous Waste Facility that is operated by the Novato Sanitary District and only serves Novato residents.

Additionally, there is a composting operation at Redwood Landfill, a small composting site in Bolinas, a planned composting facility in Nicasio, a planned enclosed composting operation at the Marin Resource Recovery Facility, and a current proposal to site a

DRAFT

construction and demolition recovery and anaerobic digestion of foodwaste and greenwaste that is in a preliminary planning stage.

III. INTEGRATION

The JPA requires a consultant that will evaluate current JPA programs and evaluate the effectiveness of said programs by performing waste audits, visiting hazardous and solid waste facilities, evaluating funding sources, and analyzing reports the JPA and associated agencies have submitted to the State.

This consultant should attempt to understand the socioeconomic structure of Marin and the current waste industry. Developing an effective Zero Waste Plan will depend on the inclusion of all interested parties to insure that implementation will be smooth and efficient. A Zero Waste Plan should enhance current programs and describe new systems for Marin that will use resources at their highest potential with proven technologies.

IV. PREPARING A RESPONSE

Overview

Responders are to submit the requested information in the format specified below. Brochures and literature are welcome but should not be submitted in lieu of responding to the individual items below. As described in the introduction, the JPA is looking for a system that provides waste auditing, program analysis, and implementation with current programs. However, the JPA does not wish to limit itself from learning about systems that may be designed to improve specific waste and resource management processes. If your response does not address all listed topics or program requirements, please note why a response is not listed, if the category is addressed in another way, or if the service can be easily provided by another contractor.

Respond by the Numbers

Please provide information on the numbered items below. Be sure respond by number and item in order. After each item number there is a description or examples of interest of the JPA. The responders are encouraged to provide any information that is pertinent to the item. Do not change the numbering sequence. If you are not responding to an item number, then indicate not offered, not applicable, etc. Responses should be limited to one page or less for each numbered item. A brochure or product demo is not acceptable, but can be referenced as supplemental material.

- 1) **Letter of Introduction:** Provide a letter of introduction with a brief description of your firm, experience in the industry, number of years providing waste reduction and diversion consultation, primary client type, and a summary of the Zero Waste products and services offered. Include company name, address, contact name, title, phone number, fax number, and email address.

- 2) **Current Users and References:** Submit a list of current clients and contact information, government references and clients with Zero Waste Strategic Plans and Waste Diversion Plans that the firm has developed. Include the name of the client, size (population, housing units, disposal and diversion quantities, etc.) and a description of the plans developed and results of said plans.
- 3) **Methodology:** Provide a brief description of the overall zero waste methodology. Please include details on how resources will be conserved, emissions will be reduced, diversion goals will be met, materials will be marketed, facilities will be sited, etc.
- 4) **Integration with Current Programs:** Provide a description of how your methodology could be integrated with programs the JPA currently operates and how the plan will enhance and expand those programs. Include examples of successful integrations your firm has performed for other clients that have similar hazardous and solid waste collection and treatment systems.
- 5) **Implementation:** Provide an outline of your implementation approach and timetable. The timetable should assure that the JPA will meet its diversion goals and provide step by step instructions for execution of each program, setting realistic goals for plan approval incorporating the public process and compliance with Local, State, and Federal Regulations.
- 6) **Staffing and Consultation:** Provide a description of the staffing additions the JPA will need to implement and operate additional programs associated with the Zero Waste Strategic Plan. Also include an estimate of the amount of additional consultation the JPA will need for all work beyond the drafting of the written Zero Waste Strategic Plan.
- 7) **Estimated Cost:** Describe your estimated cost for the analysis of Marin's waste stream, current programs and the drafting of a Zero Waste Strategic Plan. Also describe how additional costs relating to the implementation of the plan will be assessed, and an evaluation of the true economic value of an enhanced resource conservation and recovery. The JPA is looking for a complete package that includes all price components such as staffing, facility siting, training, maintenance, support costs, fees, and proposed methods for payment of program implementation.
- 8) **Compliance with Regulations:** Provide a description of how all systems, siting processes, fees and service changes will comply with current local, state, and federal laws and regulations. Also include a description of how potential future regulations may effect the implementation of the Zero Waste Strategic Plan and the siting of additional facilities.
- 9) **Support Services:** Provide a description of the ancillary services offered by your firm. Include waste auditing, technical support, educational outreach, engineering capabilities, and other support services.
- 10) **Additional Features:** Describe any additional features that distinguish your methodology from others.

DRAFT

- 11) Additional Comments:** Add any comments you may have.
- 12) Cost Savings:** Provide any documentation you may have on how an agency has achieved cost savings by implementing your plans. Information should be measurable and verifiable.
- 13) Copies of Other Solicitations(Optional):** The JPA would appreciate copies of any government solicitations that you have received or responded to (blank and un-priced), or the name of the agency and contact that issued it. Please include suggestions on how the JPA could effectively prepare a future competitive solicitation.

V. SUBMITTAL INSTRUCTIONS

Paper Submittal

To submit a hard copy response include three (3) complete sets in a envelope labeled **“RFI Zero Waste Strategic Plan”** by March 31, 2008, to:

Michael Frost, Program Manager
Marin County Hazardous and Solid Waste JPA
c/o Marin County Department of Public Works
P.O. Box 4186
San Rafael, CA 94913-4186

Electronic Submittal

Additionally, submit an electronic copy of the RFI as an attachment (Microsoft Word or Adobe pdf format) to an email with the subject of **“RFI Zero Waste Strategic Plan”** by March 31, 2008, to:

mfrost@co.marin.ca.us

VI. ADDITIONAL INFORMATION

Asking Questions

If additional information is needed to assist in preparing a response please check our website at www.MarinRecycles.org, or please send an e-mail by February, 29, 2008, with the subject of **Questions RFI Zero Waste Strategic Plan**, to: mfrost@co.marin.ca.us

DRAFT

Access to Questions and Responses

To review questions and responses, go to the JPA's Website www.MarinRecycles.org. Please check the site periodically to receive the latest questions and responses.

VII. DISCLAIMERS

Submitting a Response to the RFI

Submission of the RFI does not guarantee any future business with the JPA. The issuance of this RFI does not constitute agreement by the JPA that any contract will actually be entered into by the JPA. The JPA reserves the rights to reject any and all information submitted and re-issue a new RFI, Request for Bid, or Request for Proposals.

No Financial Responsibility

The JPA accepts no financial responsibility for any costs incurred by a firm in responding to this RFI. Submissions of the RFI will become the property of the JPA.

Property of the JPA

Responses to this RFI become the property of the Marin County Hazardous and Solid Waste Management Joint Powers Authority and are subject to the California Public Records Act. This does not include the disclosure of a firm's net worth or information labeled by the firm as proprietary or confidential. In the event that the JPA is required to defend an action arising out of a Public Records request for any contents of a submittal marked "proprietary" or "confidential", respondent agrees to defend and indemnify the JPA from all costs and expenses resulting from such action.

MARIN COUNTY HAZARDOUS AND SOLID WASTE MANAGEMENT JOINT POWERS AUTHORITY

Belvedere:

George Rodericks

January 23, 2008

Corte Madera:

David Bracken

To: Executive Committee

County of Marin:

Matthew Hymel

From: Jeff Rawles
Executive Director

Fairfax:

Michael Rock

Re: Marin's 2006 Annual Report

Larkspur:

Jean Bonander

Staff has compiled the data necessary to complete the Electronic Annual Report (EAR) to the California Integrated Waste Management Board and has submitted Marin's 2006 Annual Report to the CIWMB (Attached).

Mill Valley:

Anne Montgomery

Marin's 2006 Annual Report results, utilizing the State's alternative generation-based reporting method, indicate that Marin achieved a diversion rate of 75%.

Novato:

Daniel Keen

Ross:

Gary Broad

This diversion rate indicates Marin's diversion has slightly decreased within the past two years from 77% in 2004 and 76% in 2005. Staff analysis shows the majority of the diversion loss is due to the end of infrastructure improvements at Redwood Landfill in early 2005 that required the use of large amounts of dirt, rock and concrete. Inert materials, previously accepted for free, began being disposed and reused through other venues.

San Anselmo:

Debbie Stutsman

San Rafael:

Ken Nordhoff

Sausalito:

Adam Politzer


Staff has been working with public works agencies to collect data on how much of this material is being reused for levy repairs, road base and other projects throughout Marin. Staff will continue an ongoing program to monitor inert reuse programs within Marin to ensure the majority of previously reused material is recaptured.

Tiburon:

Margaret Curran

In the past year seven LTF meetings have been organized by staff to analyze options to increase Marin's diversion including C and D Diversion, Foodwaste Composting, and Progressive Can Rates. The LTF will continue holding monthly meetings and has formed subcommittees to address and evaluate each specific waste reduction option. The LTF will make recommendations regarding each subject that will be presented to the Executive Committee.

Additionally, the future development of a Zero Waste Strategic Plan should result in the augmentation of current programs and implementation of new programs that will allow Marin to meet the goals of the JPA's Zero Waste Resolution.



F:\Waste\JPA\JPA Agenda Items\ExCom 080123\Annual Report.doc

Model Annual Report

Annual Report Summary

This Annual Report Summary is an official record of your CIWMB Electronic Annual Report submission, except for your Venue/Event section information, which is contained in a separate report. You may reach that report from the Electronic Annual Report's left navigation bar.

[Print Summary](#)

Before submitting your report to the Board, please take the time to review everything on this page to confirm it is complete and correct. If you need to modify some information, close this window to return to the Electronic Annual Report to make your corrections. Then, preview the report again.

Summary Generated on: Wednesday, January 16, 2008 at 11:21:14 AM

Report Year Filed: 2006

Date Report Submitted: Not Submitted

Jurisdiction: Marin County Hazardous and Solid Waste Management Authority

Jurisdiction Contact: JEFF RAWLES

Address: PO BOX 4186 SAN RAFAEL, CA 94913-4186

Phone Number: (415) 499-6548

Fax Number: (415) 499-3724

E-mail Address: jrawles@co.marin.ca.us

Contact Information Outdated? [E-mail updated information to CIWMB.](#)

Person Completing Report:

Name: Alex Soulard

Phone: (415) 499-4298

E-mail Address: asoulard@co.marin.ca.us

Calculation Method: Generation Method

Petition for Rural Reduction: No

BioMass: Yes

Section A

New generation study to: Calculate Annual Diversion Rate

Biomass Ton: 54383.37

You have indicated you will perform a generation study to calculate your annual diversion rate; therefore, you must complete a Base Year Modification, unless one has already been submitted and is pending CIWMB approval. Please see the [Board's modification sheets and guidelines](#). Although you will be able to file your electronic Annual Report without filling out this sheet, your annual report will not be complete until this sheet is completed and received by CIWMB. Contact your [OLA representative](#) for details.

Diversion Rate Inputted: 75%

Section B

B1 - SWGS needs revision: No**B2 - SRRE needs revision:** No**B3 - HHWE needs revision:** No**B4 - NDFE**Changes in use of nondisposal
facilities:

NDFE needs revision: No

Section C**C-1 Existing SRRE and HHWE programs.**

| Program Code | Program Name: | Owned and Operated | Program Tons | Status: | Reason: | Target Sector: |
|---------------------|--|---------------------------|---------------------|-------------------------|----------------|--|
| 1000-SR-XGC | Xeriscaping/Grasscycling | No | N/A | Selected and Ongoing | | |
| 1010-SR-BCM | Backyard and On-Site Composting/Mulching | No | N/A | Selected and Ongoing | | Residential |
| 1020-SR-BWR | Business Waste Reduction Program | No | N/A | Selected and Ongoing | | Commercial |
| 1030-SR-PMT | Procurement | Yes | N/A | Selected and Ongoing | | Government, School |
| 1040-SR-SCH | School Source Reduction Programs | Yes | N/A | Alternative and Ongoing | | School |
| 1050-SR-GOV | Government Source Reduction Programs | Yes | N/A | Selected and Ongoing | | Government |
| 1060-SR-MTE | Material Exchange, Thrift Shops | No | 247 | Selected and Ongoing | | All sectors |
| 2000-RC-CRB | Residential Curbside | No | 47401 | Selected and Ongoing | | Residential |
| 2010-RC-DRP | Residential Drop-Off | No | N/A | Selected and Ongoing | | Residential, Commercial |
| 2020-RC-BYB | Residential Buy-Back | No | 6689 | Selected and Ongoing | | Residential, Commercial |
| 2030-RC-OSP | Commercial On-Site Pickup | No | N/A | Selected and Ongoing | | Commercial, Industrial, Government, School |
| 2050-RC-SCH | School Recycling Programs | No | N/A | Selected and Ongoing | | School |
| 2060-RC-GOV | Government Recycling Programs | No | 86996 | Selected and Ongoing | | Government |

| | | | | | |
|-------------|--|-----|------|-------------------------|--|
| 2070-RC-SNL | Special Collection Seasonal (regular) | No | N/A | Alternative and Ongoing | All sectors |
| 2080-RC-SPE | Special Collection Events | Yes | N/A | Selected and Ongoing | All sectors |
| 3000-CM-RCG | Residential Curbside Greenwaste Collection | No | 2239 | Selected and Ongoing | Residential |
| 3010-CM-RSG | Residential Self-haul Greenwaste | No | 2511 | Selected and Ongoing | Residential, Commercial, Industrial, Government, School, All sectors |

Additions to Program Notes: 2006: Tonnage used as ADC and erosion control, overlaps with other data.

| | | | | | |
|-------------|---------------------------------|-----|-------|-------------------------|-------------|
| 3030-CM-CSG | Commercial Self-Haul Greenwaste | No | N/A | Selected and Ongoing | Commercial |
| 3050-CM-SCH | School Composting Programs | No | N/A | Alternative and Ongoing | |
| 4010-SP-SLG | Sludge (sewage/industrial) | No | 6582 | Selected and Ongoing | All sectors |
| 4020-SP-TRS | Tires | No | N/A | Selected and Ongoing | Residential |
| 4030-SP-WHG | White Goods | No | 39.92 | Alternative and Ongoing | Residential |
| 4040-SP-SCM | Scrap Metal | Yes | 586 | Selected and Ongoing | All sectors |
| 4050-SP-WDW | Wood Waste | No | 970 | Selected and Ongoing | All sectors |

Additions to Program Notes: 2006: Wood waste collected by multiple haulers taken to facilities in and out of county

| | | | | | |
|-------------|---|-----|-------|----------------------|-------------|
| 4060-SP-CAR | Concrete/Asphalt/Rubble | No | 83616 | Selected and Ongoing | Government |
| 4090-SP-RND | Rendering | No | N/A | Selected and Ongoing | |
| 5000-ED-ELC | Electronic (radio ,TV, web, hotlines) | Yes | N/A | Selected and Ongoing | |
| 5010-ED-PRN | Print (brochures, flyers, guides, news articles) | No | N/A | Selected and Ongoing | All sectors |
| 5020-ED-OUT | Outreach (tech assistance, presentations, awards, fairs, field trips) | Yes | N/A | Selected and Ongoing | All sectors |
| 5030-ED- | Schools (education and | No | N/A | Selected and | School |

| SCH | curriculum) | | | Ongoing | |
|---|-------------------------------|-----|----------|-------------------------|--|
| 6010-PI-EIN | Economic Incentives | No | N/A | Selected and Ongoing | All sectors |
| 6020-PI-ORD | Ordinances | Yes | N/A | Alternative and Ongoing | All sectors |
| 7000-FR-MRF | MRF | No | 114034 | Selected and Ongoing | All sectors |
| 7010-FR-LAN | Landfill | No | 194275 | Alternative and Ongoing | All sectors |
| 7020-FR-TST | Transfer Station | No | N/A | Selected and Ongoing | All sectors |
| 7030-FR-CMF | Composting Facility | No | 8106 | Selected and Ongoing | All sectors |
| Additions to Program Notes: 2006: Material also taken to Bolinas Stinson Resource Recovery and other out of County Composting Facilities. Additionally, the landfill is reporting mulched greenwaste that is used for erosion control. | | | | | |
| 7040-FR-ADC | Alternative Daily Cover | No | 65827 | Alternative and Ongoing | All sectors |
| 8010-TR-BIO | Biomass | No | 54383.37 | Selected and Ongoing | All sectors |
| 8020-TR-TRS | Tires | No | N/A | Alternative and Ongoing | |
| 9000-HH-PMF | Permanent Facility | Yes | N/A | Selected and Ongoing | All sectors |
| 9010-HH-MPC | Mobile or Periodic Collection | Yes | N/A | Selected and Ongoing | Residential, Commercial, Industrial, Government, School, All sectors |
| 9020-HH-CSC | Curbside Collection | No | N/A | Selected and Ongoing | All sectors |
| 9040-HH-EDP | Education Programs | Yes | N/A | Selected and Ongoing | All sectors |
| Additions to Program Notes: 2006: The JPA began doing reusable bag outreach and distributing bags. | | | | | |
| 9045-HH-EWA | Electronic Waste | No | N/A | Selected and Ongoing | |

C-2 New SRRE and HHWE programs.

No program added during this reporting year.

Section D

D1 - Summary plan needs revision: No

Section E

E1 - Total agency-wide disposal capacity: 16 years

E2 - Siting element needs revision: No

Section F

F1 - Areas of concern: No

F2 - Conditional approvals: No

Section H - Additional Information

The JPA is pursuing the development of a Zero Waste Strategic Plan. An RFI will be released soon to begin this process. Additionally, our Local Task Force is holding monthly meetings to discuss emerging issues.

[Print Summary](#)

[Close Report Preview](#)

Last updated: August 10, 2006

Local Government Central <http://www.ciwmb.ca.gov/LGCentral/>

Peter Staklis: pstaklis@ciwmb.ca.gov (916) 341-6230

©1995, 2005 California Integrated Waste Management Board. All rights reserved.

Model Annual Report

Venue/Event Summary

This Venue/Event Summary is an official record of this portion of your CIWMB Electronic Annual Report submission. This information is not duplicated in the Annual Report Summary.

Jurisdiction: Marin County Hazardous and Solid Waste Management Authority

Report Year: 2006

Annual Report Submitted On: Not Submitted

Amgen Tour of California

Physical Address:

Downtown Sausalito

Sausalito, CA 94965

Type: Sporting Event

Website: http://www.tourofcalifornia-sausalito.com/contact_us.html

Does the venue/event have a written waste diversion/recycling plan? No

To what extent has the venue/event implemented its written plan or informal diversion/recycling activities? 76-100% Implemented

Notes:

Disposed Tons: 1.37 **Diverted Tons:** 1.06

Mailing Address:

Downtown Sausalito

Sausalito, CA 94965

Material Types Generated/Diverted:Gen Div Paper

- ☒ ☒ Newspaper
- ☒ ☒ Other Office Paper

Gen Div Organics

- ☒ Food

Gen Div Glass

- ☒ ☒ Clear Glass Bottles and Containers
- ☒ ☒ Green Glass Bottles and Containers
- ☒ ☒ Brown Glass Bottles and Containers
- ☒ ☒ Other Colors Glass Bottles and Containers

Est. Diversion Rate: 44%

Gen Div Metal

- ☒ ☒ Tin/Steel Cans
- ☒ ☒ Other Ferrous
- ☒ ☒ Aluminum Cans

Gen Div Plastic

- ☒ ☒ HDPE Containers
- ☒ ☒ PETE Containers
- ☒ ☒ Miscellaneous Plastic Containers

Programs:

2030-RC-OSP-Commercial On-Site Pickup

2090-RC-OTH-Other Recycling

Bioneers Conference

Physical Address:

10 Avenue of the Flags

San Rafael, CA 94903

Type: Other Event

Type 'Other' Description: Environmental Conference

Website: www.bioneers.org

Does the venue/event have a written waste diversion/recycling plan? No

To what extent has the venue/event implemented its written plan or informal diversion/recycling activities? 76-100% Implemented

Notes: Event organizers did not provide data on event or a diversion/recycling plan.

Disposed Tons: 0 **Diverted Tons:** 0.86

Est. Diversion Rate: 100%

Material Types Generated/Diverted:Gen Div Paper

- ☒ ☒ Uncoated Corrugated Cardboard
- ☒ ☒ White Ledger
- ☒ ☒ Color Ledger
- ☒ ☒ Computer Paper
- ☒ ☒ Other Office Paper

Gen Div Metal

- ☒ ☒ Tin/Steel Cans
- ☒ ☒ Other Ferrous
- ☒ ☒ Aluminum Cans
- ☒ ☒ Other Non-Ferrous

Gen Div Plastic

x x Magazines and Catalogs

Gen Div **Organics**

x Food

Gen Div **Glass**

x x Clear Glass Bottles and Containers
 x x Green Glass Bottles and Containers
 x x Brown Glass Bottles and Containers
 x x Other Colors Glass Bottles and Containers

Programs:

1030-SR-PMT-Procurement
 1070-SR-OTH-Other Source Reduction
 2090-RC-OTH-Other Recycling
 5000-ED-ELC-Electronic (radio ,TV, web, hotlines)
 5010-ED-PRN-Print (brochures, flyers, guides, news articles)
 5020-ED-OUT-Outreach (tech assistance, presentations, awards, fairs, field trips)

Marin County Civic Center

Physical Address:

3501 Civic Center Drive
 San Rafael, CA 94903

Type: Other Venue

Type 'Other' Description: Civic Center- County offices

Website: www.co.marin.ca.us

Does the venue/event have a written waste diversion/recycling plan? Yes

Describe plan and timeline for implementing the plan: The current plan has been fully implemented. This includes buying products with recycled content, refurbishing and repairing parts, and providing Universal Waste, Paper, Bottle and can recycling. However, components are continually being added to the plan to include new waste streams.

To what extent has the venue/event implemented its written plan or informal diversion/recycling activities? 76-100% Implemented

Notes:

Disposed Tons: 65.69 **Diverted Tons:** 245.5

Material Types Generated/Diverted:

Gen Div **Paper**

x x Uncoated Corrugated Cardboard
 x x Paper Bags
 x x Newspaper
 x x White Ledger
 x x Color Ledger
 x x Computer Paper
 x x Other Office Paper
 x x Magazines and Catalogs
 x x Phone Books and Directory
 x x Other Miscellaneous Paper
 x x Remainder/Composite Paper

Gen Div **Organics**

x Food
 x x Leaves and Grass
 x x Prunings and Trimmings
 x x Branches and Stumps

Gen Div **Construction & Demolition**

x x Concrete
 x x Asphalt Paving
 x x Lumber
 x x Gypsum Board
 x x Rock, Soil and Fines
 x x Remainder/Composite Construction and Demolition

Programs:

1010-SR-BCM-Backyard and On-Site Composting/Mulching
 1020-SR-BWR-Business Waste Reduction Program

x x HDPE Containers
 x x PETE Containers
 x x Miscellaneous Plastic Containers
 x Film Plastic

Mailing Address:

PO Box 4186
 San Rafael, CA 94903-4186

Est. Diversion Rate: 79%

Gen Div **Glass**

x x Clear Glass Bottles and Containers
 x x Green Glass Bottles and Containers
 x x Brown Glass Bottles and Containers
 x x Other Colors Glass Bottles and Containers

Gen Div **Metal**

x x Tin/Steel Cans
 x x Major Appliances
 x x Other Ferrous
 x x Aluminum Cans
 x x Other Non-Ferrous
 x x Remainder/Composite Metal

Gen Div **Plastic**

x x HDPE Containers
 x x PETE Containers
 x x Miscellaneous Plastic Containers
 x Film Plastic
 x Durable Plastic Items
 x Remainder/Composite Plastic

Gen Div **Special Waste**

x Bulky Items
 x x Tires
 x x Remainder/Composite Special Waste

1030-SR-PMT-Procurement
 1070-SR-OTH-Other Source Reduction
 2030-RC-OSP-Commercial On-Site Pickup
 2090-RC-OTH-Other Recycling
 3020-CM-COG-Commercial On-Site Greenwaste Pick-up
 3070-CM-OTH-Other Composting
 4020-SP-TRS-Tires
 4060-SP-CAR-Concrete/Asphalt/Rubble
 4100-SP-OTH-Other Special Waste
 5000-ED-ELC-Electronic (radio ,TV, web, hotlines)
 5010-ED-PRN-Print (brochures, flyers, guides, news articles)
 5020-ED-OUT-Outreach (tech assistance, presentations, awards, fairs, field trips)
 5040-ED-OTH-Other Public Education
 8010-TR-BIO-Biomass

Marin County Fair**Physical Address:**

10 AVENUE OF THE FLAGS
 San Rafael, CA 94903

Type: Fair**Website:** <http://marinfair.org/>**Does the venue/event have a written waste diversion/recycling plan?** No**To what extent has the venue/event implemented its written plan or informal diversion/recycling activities?** 76-100% Implemented**Notes:****Disposed Tons:** 16.2 **Diverted Tons:** 39.22**Mailing Address:**

10 AVENUE OF THE FLAGS
 San Rafael, CA 94903

Material Types Generated/Diverted:Gen Div Paper

x x Uncoated Corrugated Cardboard
 x Other Miscellaneous Paper

Gen Div Glass

x x Clear Glass Bottles and Containers
 x x Green Glass Bottles and Containers
 x x Brown Glass Bottles and Containers
 x x Other Colors Glass Bottles and Containers

Gen Div Metal

x x Tin/Steel Cans
 x x Other Ferrous
 x x Aluminum Cans

Gen Div Plastic

x x HDPE Containers
 x x PETE Containers
 x x Miscellaneous Plastic Containers
 x Film Plastic
 x Durable Plastic Items

Est. Diversion Rate: 71%**Programs:**

2090-RC-OTH-Other Recycling
 3020-CM-COG-Commercial On-Site Greenwaste Pick-up
 5020-ED-OUT-Outreach (tech assistance, presentations, awards, fairs, field trips)
 5040-ED-OTH-Other Public Education

Marin Home Show**Physical Address:**

10 Avenue of the Flags
 San Rafael, CA 94903

Type: Other Event**Type 'Other' Description:** Home Show**Website:** <http://www.marinhomeshow.com/>**Does the venue/event have a written waste diversion/recycling plan?** No**To what extent has the venue/event implemented its written plan or informal diversion/recycling activities?** 76-100% Implemented**Notes:****Disposed Tons:** 0.79 **Diverted Tons:** 1.86**Est. Diversion Rate:** 70%

Material Types Generated/Diverted:Gen Div **Paper**

- x x Uncoated Corrugated Cardboard
- x x White Ledger
- x x Color Ledger

Gen Div **Organics**

- x x Prunings and Trimmings
- x x Branches and Stumps

Gen Div **Glass**

- x x Clear Glass Bottles and Containers
- x x Green Glass Bottles and Containers
- x x Brown Glass Bottles and Containers
- x x Other Colors Glass Bottles and Containers

Programs:

- 2030-RC-OSP-Commercial On-Site Pickup
- 2090-RC-OTH-Other Recycling

Sausalito Art Festival**Physical Address:**

Downtown Sausalito
Sausalito, CA 94965

Type: Cultural/Food Festival**Website:** www.sausalitoartfestival.org**Does the venue/event have a written waste diversion/recycling plan?** No**To what extent has the venue/event implemented its written plan or informal diversion/recycling activities?** 76-100% Implemented**Notes:****Disposed Tons: 8 Diverted Tons: 8****Material Types Generated/Diverted:**Gen Div **Paper**

- x x Newspaper
- x x Other Office Paper

Gen Div **Organics**

- x Food

Gen Div **Glass**

- x x Clear Glass Bottles and Containers
- x x Green Glass Bottles and Containers
- x x Brown Glass Bottles and Containers
- x x Other Colors Glass Bottles and Containers

Programs:

- 2030-RC-OSP-Commercial On-Site Pickup
- 2090-RC-OTH-Other Recycling

Gen Div **Metal**

- x x Tin/Steel Cans
- x x Other Ferrous
- x x Aluminum Cans

Gen Div **Plastic**

- x x HDPE Containers
- x x PETE Containers
- x x Miscellaneous Plastic Containers

Mailing Address:

PO Box 10
Sausalito, CA 94962-0010

Est. Diversion Rate: 50%Gen Div **Metal**

- x x Tin/Steel Cans
- x x Aluminum Cans

Gen Div **Plastic**

- x x HDPE Containers
- x x PETE Containers
- x x Miscellaneous Plastic Containers

[Close Report Preview](#)

Last updated: October 26, 2006

Local Government Central <http://www.ciwmb.ca.gov/LGCentral/>Peter Staklis: pstaklis@ciwmb.ca.gov (916) 341-6230

©1995, 2005 California Integrated Waste Management Board. All rights reserved.

Base Year Modification Request Certification

Part 1: Generation Study - No Extrapolation Diversion Data

To request a substitution for a previously approved base year used in calculating the diversion rate report year generation study for your jurisdiction, please complete and sign this form and return it to your Office of Local Assistance (OLA) representative at the address below, along with any additional information requested by OLA staff. When all documentation has been received, your OLA representative will work with you to prepare for your appearance before the Board. If you have any questions about this process, please call (916) 341-6199 to be connected to your OLA representative.

Mail completed documents to:


**California Integrated Waste Management Board
Office of Local Assistance
1001 I Street, (MS-25)
PO Box 4025
Sacramento, CA 95812-4025**

General Instructions:

Please select the **ONE** choice below that best explains your request to the Board.

- ☒ 1. Use a recent generation-based study to calculate our current reporting year generation amount, but not officially change our existing Board-approved base year.
☐ 2. Use a recent generation-based study to officially change our existing Board-approved base year to a new base year.

The shaded cells on these sheets are protected. If you have problems using these sheets, please contact your Office of Local Assistance representative by calling (916) 341-6199.

| Section I: Jurisdiction Information and Certification | | | |
|---|---|--|--------------------|
| <i>All respondents must complete this section.</i> | | | |
| I certify under penalty of perjury that the information in this document is true and correct to the best of my knowledge, and that I am authorized to make this certification on behalf of: | | | |
| Jurisdiction Name Marin County Hazardous and Solid Waste Management | | County Marin County | |
| Authorized Signature  | | Title Program Manager | |
| Type/Print Name of Person Signing Michael Frost | Date 1/16/2008 | Phone () Include Area Code (415) 499-3725 | |
| Person Completing This Form (please print or type) Alex Soulard | | Title Waste Management Specialist | |
| Affiliation: | Staff to the Marin County Hazardous and Solid Waste Management JPA | | |
| Mailing Address P.O. Box 4186 | | City San Rafael | State CA |
| | | ZIP Code 94913-4186 | |
| E-Mail Address asoulard@co.marin.ca.us | | | |

Biomass Facility Diversion Claim

To request diversion credit for biomass conversion when calculating your diversion rate, biomass facilities and jurisdictions must meet certain statutory conditions for biomass facilities. Office of Local Assistance (OLA) staff will acquire the information necessary to meet the statutory conditions for biomass facilities. However, jurisdictions must certify their biomass by answering a few simple questions and substantiate the tons requested. Below is a list of questions that addresses the statutory conditions. Please complete, sign and return this claim sheet to your Office of Local Assistance (OLA) representative at the address below. Please note that upon review of your request, OLA staff may ask for additional information if the information provided in the claim sheet is not clear. OLA staff will review your request as part of the Annual Report/Biennial Review process; therefore, it is recommended that this claim sheet be included as part of your Annual Report to the California Integrated Waste Management Board (Board).


If you have any questions about this claim sheet, please call your OLA representative at (916) 341- 6199.

Mail completed documents to:

California Integrated Waste Management Board
Office of Local Assistance, MS-25
P O Box 4025
Sacramento, CA 95812-4025

General Instructions:

Please complete both Section 1 and Section 2 if applicable. Please scroll to the top of the sheet for more information.

| Section 1: Jurisdiction Information and Certification | | | |
|---|---|---------------------------------|-------------------------------|
| I certify under penalty of perjury that the information in this document is true and correct to the best of my knowledge, and that I am authorized to make this certification on behalf of: | | | |
| Jurisdiction Name Marin County Hazardous and Solid Waste Management Joint Powers Authority | | County Marin County | |
| Authorized Signature  | | Title Program Manager | |
| Type/Print Name of Person Signing Michael Frost | Date 1/16/08 | Phone (415) 499-3725 | |
| Type/Print Name of Person Completing This Claim Alex Soulard | Title Waste Management Specialist | Phone (415) 499-4298 | |
| Mailing Address P.O. Box 4186 | City San Rafael | State CA | ZIP Code 94913-4186 |
| E-mail Address: | | | |

CIWMB

Revised February 2005

asoulard@co.marin.ca.us

Section 2: Jurisdiction information

1. Are you claiming diversion credit for transformation?
☐ Yes. If yes, **STOP**. You may not also claim biomass diversion credit [See PRC Section 41783.1(a)(5)].
☒ No. If no, go to question 2.
2. Are you implementing, and will continue to implement, all (other) feasible source reduction, recycling, and composting programs?
☒ Yes. If yes, go to question 3.
☐ No. If no, **STOP**. You may not claim biomass diversion credit.
3. Was the material sent to the biomass facility in the report year “normally disposed” by the jurisdiction in 1990? (*Contact your local OLA representative if you are unsure.*)
☒ Yes. If yes, go to question 4.
☐ No. If no, please explain and then complete question 4.
4. Biomass tonnage claimed for 2006 (enter the year) is 54383.37 tons.
Attach documentation substantiating the tons claimed.
5. In the table below, please provide the requested information for the biomass facilities you are claiming in this report year.

| Facility | Facility Address | Material Types Sent | Tons Sent |
|---------------------------------|--|---------------------|-----------|
| Woodland Bio-Mass Power Limited | 1786 E. Kentucky Woodland, CA 95695 (916) 661-6095 | Woodchips | 54383.37 |
| | | | |
| | | | |
| | | | |
| | | | |
| | | | |
| | | | |
| | | | |
| | | | |

| Section II: Information for New Generation-Based Study for Existing or New Base Year | | | |
|---|---|---|---|
| Attach additional sheets if necessary—reference each response to the appropriate cell number (e.g., "4"). Note: New base years must be representative of a jurisdiction's disposal and diversion. | | | |
| 1. Current Board-approved existing base year: <div style="border: 1px solid black; padding: 2px; min-height: 20px;">1990</div> | 2. Proposed new generation-based study year: <div style="border: 1px solid black; padding: 2px; min-height: 20px;">2006</div> | | |
| 3. Explain how the proposed generation study year is representative of average annual jurisdiction disposal and diversion: <div style="border: 1px solid black; padding: 5px; min-height: 60px;"> <p>In 1993, Marin County implemented a diversion and disposal monitoring system which collects diversion and disposal tonnage data from all of Marin County's franchised haulers, one special district that provides its own garbage collection, Marin's material recovery facility and recycling centers, and Marin's disposal facilities. This monitoring system enables Marin to measure the effectiveness of programs and track diversion/disposal trends over time. The tonnage data collected in calendar year 2006 is consistent with tonnage collected from the previous thirteen years and therefore is considered representative of average annual jurisdiction disposal and diversion.</p> </div> | | | |
| 4. Enter diversion rate information below. | | | |
| Diversion rate calculated using existing base year | a. ND % | Diversion rate calculated using new generation-based study | b. 67% |
| Existing base year pounds/person/day based on generation | <div style="border: 1px solid black; padding: 2px; min-height: 20px;">8.84</div> | New generation based study pounds/person/day based on generation | <div style="border: 1px solid black; padding: 2px; min-height: 20px;">16.39</div> |
| Existing base year: <div style="display: flex; justify-content: space-between;"> <div>Residential generation <u>54.4</u> %</div> <div>Non-Residential generation <u>45.6</u> %</div> </div> | | New generation based study: <div style="display: flex; justify-content: space-between;"> <div>Residential generation <u>28</u> %</div> <div>Non-Residential generation <u>72</u> %</div> </div> | |
| Population existing generation-based study | | Population new generation-based study <u>248742</u> | |
| 5. Please explain how the new diversion rate is consistent with your current diversion implementation efforts and also explain the specific reasons for the difference. <div style="border: 1px solid black; padding: 5px; min-height: 60px;"> <p>In 1993, Marin County implemented a diversion and disposal monitoring system which collects diversion and disposal tonnage data from all of Marin County's waste haulers, Marin's material recovery facility and recycling centers, and Marin's disposal facilities. The data collected enabled Marin to measure the effectiveness of diversion program and to allocate resources to areas of additional need. Furthermore, The CIWMB adopted the recommendations of their Measurement Accuracy Issues Working Group which included an alternative diversion reporting option referred to as "an Annual generation-based analysis". This Generation Based Analysis method has enabled Marin to utilize diversion and disposal tonnage data to report an actual diversion rate instead of a disposal derived rate that is based on 1990 generation estimates. Therefore, 4b's diversion rate is</p> </div> | | | |
| 6. If the proposed new generation tonnage results in an increase in your pounds per day, please explain how this is consistent with your current diversion implementation efforts and provide examples (e.g., change in jurisdiction's demographics). In addition, If your pounds per person is over the state average of 11.2 pounds, please explain why. <div style="border: 1px solid black; padding: 5px; min-height: 100px;"> <p>1) The 2005 Base Year Generation for indicated a 17.642 pounds/person/day. In 2006 this rate decreased slightly to 16.39 pounds/person/day. 2) Studies of per capita generation conclude there is a strong correlation between income and generation. Marin is consistent with these findings with the highest income per capita in California and a higher than average per capita generation.</p> </div> | | | |

Section III - Disposal and Diversion Information

| | | | |
|-------------------------------------|-----------------------|---------------------------|-----------------|
| 1. Disposal Tonnage (enter values): | 132213 Residential | 110825 Non-Residential | 243038 Total |
|-------------------------------------|-----------------------|---------------------------|-----------------|

Please select the ONE choice below that best explains your disposal data and complete the required tables.

☐ a. All tons claimed are from the Board's Disposal Reporting System (No explanation required. Go to Number 2.)

☒ b. All tons claimed are from a 100 percent audit of hauler and self-haul tonnage. (Please complete Reporting Year Tonnage Request and Modification Certification sheet found at www.ciwmb.ca.gov/LGCentral/Forms/rytmdrq.doc and submit with the new base year

☒ c. Some Disposal Reporting System data were corrected. (Please complete Reporting Year Tonnage Modification Request and Certification sheet found at www.ciwmb.ca.gov/LGCentral/Forms/rytmdrq.doc and submit with the new base year

2. In the table below, list the summarized diversion activities, tonnages, material types, actual or conversion factors, and diversion data records that support your claim and are available for Board verification. **Note: The Board expects the jurisdiction to be able to provide all back-up documentation, if requested.** Include type of record and location—for example, weight tickets from transfer stations. This section should capture all diversion tonnage (form will perform all addition and percentage calculations). If any diversion is from restricted wastes, agricultural wastes, inert solids (e.g., concrete, asphalt, dirt, white goods, and scrap metal), you must identify those programs and waste types and complete Section VI. Survey forms for the top ten businesses must be included as an attachment with the generation study year and should be identified as Attachment IVa.

(Note: The Board has indicated that total source reduction amounts greater than five percent will be scrutinized. Please be prepared to substantiate the amounts.)

Note: Detailed Non-Residential waste audit information for the top ten businesses surveyed must be included in Section IV.

<http://www.ciwmb.ca.gov/LGCentral/PARIS/Codes/Reduce.htm>

| Diversion Activity | Total Tons | Percent of Total Generation | Specific Material Type(s) (List diversion program activity with multiple materials in one box) | Indicate whether Actual Tons or Specific Conversion Factor and Source of Factor | Type of Record (include copy with submittal) |
|--|------------|-----------------------------|--|---|---|
| Residential Source Reduction Activities | | | | | |
| Backyard composting | | | | | |
| Grasscycling | | | | | |
| Other Residential Source Reduction (list each program separately) | | | | | |
| Education | | | | | |
| Variable Can Rate | | | packaging and disposable products | | |
| Award | | | plastic, paper, yardwaste, glass, aluminum, metals. | | |
| Reuse Programs | | | (Reuse data tracking for reuse/hauling services for various materials. | | |
| MarinMax Reuse Program | 244 | 0% | Online Materials Exchange Program for carious materials. | Actual Tonnage Conversion Factors Built into software from CIWMB and Various Online Databases. | Hauler Reports, kept on file at the Marin County Department of Public Works Database Report, kept on file at the Marin County Department of Public Works |
| Subtotal, Residential Source Reduction | 3 | 0% | | | |
| Subtotal, Residential Source Reduction | 247 | 0% | | | |
| Residential Recycling Activities | | | | | |
| Curbside Recycling | | | Residential and non-residential: paper, glass, metals, plastic. | | |
| Buyback Centers | 47401 | 6% | MRF, buyback and drop-off: paper, glass, metals, plastic, inerts. | Actual Tonnage | Facility/Hauler Reports, kept at Marin County Department of Public Works |
| Drop-off Centers | 6689 | 1% | | Actual Tonnage | Facility/Hauler Reports, kept at Marin County Department of Public Works |

| Diversion Activity | Total Tons (A) | Percent of Total Generation (A/Total Generation) | Specific Material Type(s) (List diversion program activity with multiple materials in one box) | Indicate whether Actual Tons or Specific Conversion Factor and Source of Factor | Type of Record (Include copy with submittal) |
|---|-------------------|---|---|--|--|
| Please use the Board's program types. The program type glossary is online at www.ciwmmb.ca.gov/LGCentral/Paris/Codes/Reduce.htm | | | | | |
| Other Residential Recycling (list each program separately) | | | | | |
| Enter program name | | | | | |
| Enter program name | | | | | |
| Enter program name | | | | | |
| Enter program name | | | | | |
| Subtotal, Residential Recycling | 54090 | 7% | | | |
| Residential Composting Activities | | | | | |
| Green Waste Drop-off Curbside Green Waste | 2239 | 0% | Residential curbside greenwaste collection. | Actual Tonnage | Hauler Reports, kept on file at the Marin County Department of Public Works |
| Christmas Tree Program | | | | | |
| Other Residential Composting (list each program separately) | | | | | |
| Enter program name | | | | | |
| Enter program name | | | | | |
| Enter program name | | | | | |
| Enter program name | | | | | |
| Subtotal, Residential Composting | 2239 | 0% | | | |
| Subtotal, Residential Diversion | 56576 | 8% | | | |
| Non-Residential Source Reduction Activities: | | | | | |
| Non-Residential Waste Audits | 0 | 0% | | | |
| Other Non-Residential Source Reduction (list each program separately) | | | | | |
| Enter Program name | | | | | |
| Enter Program name | | | | | |
| Enter program name | | | | | |
| Enter program name | | | | | |
| Subtotal, Non-Residential Source Reduction | 0 | 0% | | | |

Detailed information must be included in Section V

| Diversion Activity | Total Tons | Percent of Total Generation | Specific Material Type(s) (List diversion program activity with multiple materials in one box) | Indicate whether Actual Tons or Specific Conversion Factor and Source of Factor | Type of Record (Include copy with submittal) |
|--|---------------|-----------------------------|--|---|--|
| Please use the Board's program types. The program type glossary is online at: www.ciwmmb.ca.gov/LGCentral/Paris/Code/Reduce.htm | (A) | (A/Total Generation) | | | |
| Non-Residential Recycling Activities: | | | | | |
| Non-Residential Waste Audits | 0 | 0% | | Detailed information must be included in Section V | Detailed information must be included in Section V |
| Other Non-Residential Recycling (list each program separately) | | | | | |
| Landfill Recycling (Inerts) | 194219 | 26% | Salvaged Redwood Landfill dirt, rock concrete and asphalt. | Actual Tonnage | Facility Reports, kept at Marin County Department of Public Works |
| Commercial Collect (Debris Box) | 4094 | 1% | C&D, Inerts | Actual Tonnage | Hauler Reports, kept on file at the Marin County Department of Public Works |
| Woodwaste | 970 | 0% | Woodwaste | Actual Tonnage | Hauler Reports, kept on file at the Marin County Department of Public Works |
| MRF C and D Diversion | 83617 | 11% | Selfhaul and Debris box salvage, C&D, Inerts | Actual Tonnage | Facility Reports, kept at Marin County Department of Public Works |
| Public Agency Projects | 86996 | 12% | Road Crew reuse, salvage, and levee repair: wood waste, and road materials. | Actual Tonnage/Conversion Factors | Some materials are reported as tonnages, otherwise CIWMB supplied conversion factors are used. |
| Subtotal Non-Residential Recycling | 369896 | 50% | | | |
| Non-Residential Composting Activities | | | | | |
| Non-Residential Waste Audits | 0 | 0% | | Detailed information must be included in Section V | Detailed information must be included in Section V |
| Other Non-Residential Composting (list each program separately) | | | | | |
| MRF Compost | 2434 | 0% | MRF Greenwaste Composted | Actual Tonnage | Facility Reports, kept at Marin County Department of Public Works |
| Landfill Mulched | 5672 | 1% | Mulch applied for erosion control purposes | Actual Tonnage | Facility Reports, kept at Marin County Department of Public Works |
| Enter program name | | | | | |
| Enter program name | | | | | |
| Subtotal Non-Residential Composting | 8107 | 1% | | | |
| Subtotal Non-Residential Diversion | 378903 | 51% | | | |
| Other Diversion Activities (Note: if you are unable to provide the actual residential/non-residential split, please provide your best estimates of the split in each program type or put all the diversion under non-residential.) | | | | | |
| Residential | | | | | |
| ADC | 20765 | 3% | ADC Green and Woodwaste | Actual Tonnage | Facility Reports, kept at Marin County Department of Public Works |
| Sludge (must submit sludge cert form) | | | | | |
| Scrap Metal | | | | | |
| Construction and Demolition | | | | | |
| Landfill Salvage | | | | | |
| Other (e.g., ag waste) | | | | | |
| Subtotal Residential Waste Diversion | 20765 | 3% | | | |

| Diversion Activity | Total Tons (A) | Percent of Total Generation (A/Total Generation) | Specific Material Type(s) (List diversion program activity with multiple materials in one box) | Indicate whether Actual Tons or Specific Conversion Factor and Source of Factor | Type of Record (include copy with submittal) |
|---|-------------------|---|---|--|---|
| Non-Residential | | | | | |
| ADC | 38480 | 5% | Green/Woodwaste and Screenings | Actual Tonnage | Facility Reports, Kept at Marin County Department of Public Works |
| Sludge (must submit sludge cert form) | 6582 | 1% | Sludge applied as ADC. | Actual Tonnage | Facility Reports, Kept at Marin County Department of Public Works |
| Scrap/Metal | 626 | 0% | Scrap metal collected at landfill through hauler and white goods. | Actual Tonnage | Facility/Hauler Reports, Kept at Marin County Department of Public Works |
| Construction and Demolition Landfill Salvage | 56 | 0% | C and D Building Materials | Actual Tonnage | Facility/Hauler Reports, Kept at Marin County Department of Public Works |
| Other (e.g. ag waste) | | | | | |
| Subtotal Non-Residential Waste Diversion | 45744 | 6% | | | |
| Subtotal Residential/ Non-Residential Other Diversion | 66509 | 9% | | | |
| Total Residential/Non-Residential Source Reduction Tons | 247 | 0% | | | |
| Total Diversion Tons | 501088 | 67% | | | |
| Total Disposal Tons from Number 1 | 243038 | 33% | | | |
| Total Generation Tons (Div+Dis) | 744126 | | | | |
| NEW GENERATION STUDY DIVERSION RATE | | | | | |
| | 67% | | | | |
| Additional information for Report Year Calculations - Biomass and Transformation Activities (Note: you cannot claim both biomass and transformation.) | | | | | |
| Biomass (must submit biomass cert form and must be 10% or less of generation-- use the calculator to calculate) | 54383 | 7% | | | |
| Transformation | | | | | |
| Report Year Diversion Rate with Biomass or Transformation Credit | 75% | | | | |

Section VI - Restricted Waste

For each restricted waste type (i.e., agricultural waste, inert solids, [e.g. concrete, asphalt, dirt, etc.] scrap metals and white goods [PRC section 41781.2]) and associated program or generator, please provide the following information:

Insert 1

1. If the diversion program started on or after January 1, 1990, complete the following table.

Note: Specific Program Name refers to one specific diversion program for that waste type (e.g., "Diversion conducted by city public waste dept."). Please input the complete program name with business type if appropriate. If you need to add additional programs, insert a row by clicking on the button for that section.

| Restricted Waste Type | Audit Reference Number | Specific Program Name | Year Started | Generation Study Diversion Tonnage |
|-----------------------------|------------------------|--|--------------|------------------------------------|
| Inert Solids ▼ | | MRF Diversion of Inerts | 1990 | 83617 |
| Inert Solids ▼ | | Residential/Commercial Debris Box delivered to MRF | 1990 | 4094 |
| Inert Solids ▼ | | Landfill Salvage | 1996 | 194219 |
| Scrap Metal ▼ | | Landfill Salvage | 1996 | 626 |
| Pull Down for Waste Types ▼ | | | | |
| Pull Down for Waste Types ▼ | | | | |

2. If the diversion program started before January 1, 1990 - and if documentation on the program and waste type has not been approved by the Board, on a separate sheet marked "Attachment Section VI. 2", provide the documentation that indicates:

- How the diversion was the result of a local action taken by the jurisdiction, which specifically resulted in the diversion (PRC sec. 41781.2 [c] [1]).
- That the amount of that waste type diverted from the jurisdiction in 1990 was less than or equal to the amount of that waste type disposed at a permitted disposal facility by the jurisdiction in any year before 1990. (**Note:** this criterion is applicable to individual programs (PRC sec 41781.2(c)(2)). Please include documentation.
- The jurisdiction is implementing, and will continue to implement, the diversion programs in its Source Reduction and Recycling Element.

Note: If documentation for a waste type and program has already been approved by the Board, you do not have to provide an "Attachment Section VI.2" for that waste type and program.

Instead please provide date of Board approval of previously submitted information.

(Date)

If documentation is not available, go to Number 4.

Insert 3

3. If the diversion program started before January 1, 1990, and the documentation requested in Section VI.2" is available (but not yet approved by the Board), complete the table below for each program claimed:

| Restricted Waste Type | Audit Reference Number | Specific Program Name | Generation Study Diversion Tonnage |
|-----------------------------|------------------------|-----------------------|------------------------------------|
| Pull Down for Waste Types ▼ | | | |
| Pull Down for Waste Types ▼ | | | |
| Pull Down for Waste Types ▼ | | | |
| Pull Down for Waste Types ▼ | | | |
| Pull Down for Waste Types ▼ | | | |

4. If the diversion program started before January 1, 1990, and the documentation requested in Section VI.2 is not available, complete the table below for each program claimed:

Ins 4

| Restricted Waste Type | Audit Reference Number | Specific Program Name | Specific Program Generation Study Diversion Tonnage | 1990 Diversion Tonnage | Difference |
|-----------------------------|------------------------|-----------------------|---|------------------------|------------|
| Pull Down for Waste Types ▼ | | | | | |
| Pull Down for Waste Types ▼ | | | | | |
| Pull Down for Waste Types ▼ | | | | | |
| Pull Down for Waste Types ▼ | | | | | |

MARIN RESOURCE RECOVERY CENTER

16. JURISDICTION(S) OF ORIGIN AND TONS:

| JURISDICTION NAME | 1st Quarter | | 2nd Quarter | | 3rd Quarter | | 4th Quarter | | Total |
|-----------------------|-------------|--|-------------|--|-------------|--|-------------|--|----------|
| | BIOMASS | | BIOMASS | | BIOMASS | | BIOMASS | | BIOMASS |
| Belvedere | 56.18 | | 100.29 | | 69.99 | | 75.80 | | 302.26 |
| Corte Madera | 200.64 | | 210.09 | | 288.14 | | 248.58 | | 947.45 |
| Fairfax | 487.57 | | 455.77 | | 499.29 | | 475.59 | | 1918.22 |
| Larkspur | 475.61 | | 510.74 | | 696.74 | | 624.64 | | 2307.73 |
| Mill Valley | 809.52 | | 937.69 | | 1269.57 | | 992.35 | | 4009.13 |
| Novato | 157.30 | | 203.23 | | 319.24 | | 264.56 | | 944.33 |
| Ross | 333.69 | | 263.59 | | 415.29 | | 292.07 | | 1304.64 |
| San Anselmo | 1136.17 | | 987.27 | | 1156.42 | | 1045.66 | | 4325.52 |
| San Rafael | 5868.14 | | 7160.58 | | 8691.46 | | 7681.87 | | 29402.05 |
| Sausalito | 205.51 | | 217.06 | | 281.34 | | 526.13 | | 1230.04 |
| Tiburon | 352.59 | | 409.24 | | 591.72 | | 447.66 | | 1801.21 |
| Unincorporated County | 1304.13 | | 1417.73 | | 1615.55 | | 1553.38 | | 5890.79 |
| In County Sub-Total | 11387.05 | | 12873.28 | | 15894.75 | | 14228.29 | | 54383.37 |

Reporting Year Tonnage Modification Request and Certification

(New 06-00)

To request a reporting year tonnage modification used in calculating the diversion rate for your jurisdiction, please complete and sign this form and return it to your Office of Local Assistance (OLA) representative at the address below, and any additional information requested by OLA staff. OLA staff will review your request as part of the Annual Report/Biennial Review process; therefore, it is recommended that this form be included as part of your Annual Report to the California Integrated Waste Management Board (Board.)

Please be advised that the Biennial Review is not only a review of whether a jurisdiction has met their diversion rate requirement, but also an evaluation of a jurisdiction's progress in implementing the selected programs identified in their Source Reduction and Recycling Element (SRRE) and Household Hazardous Waste Element.

If you have any questions about the certification process, or how to fill out this form, please call your OLA representative at (916) 255-2555.

Mail completed documents to:

California Integrated Waste Management Board
Office of Local Assistance, MS-8
8800 Cal Center Drive
Sacramento, CA 95826

General Instructions:

Please complete both Section I and Section II, and all other applicable subsections.

| Section I: Jurisdiction Information and Certification | | | |
|---|---|---------------------------------|-------------------------------|
| I certify under penalty of perjury that the information in this document is true and correct to the best of my knowledge, and that I am authorized to make this certification on behalf of: | | | |
| Jurisdiction Name Marin County Hazardous and Solid Waste Management Joint Powers Authority | | County Marin County | |
| Authorized Signature  | | Title Program Manager | |
| Type/Print Name of Person Signing Michael Frost | Date 1/16/08 | Phone (415) 499-3725 | |
| Person Completing This Form (please print or type) Alex Soulard | Title Waste Management Specialist | Phone (415) 499-4298 | |
| Mailing Address P.O. Box 4186 | City San Rafael | State CA | ZIP Code 94913-4186 |

Section II: Information for Modification of Existing Reporting Year Tonnage

If requesting more than one type of reporting year tonnage modification, please copy Section II and complete all applicable subsections for **each** reporting year inaccuracy selected in A5.

| A1. Reporting year to be corrected: | A2. Current tonnage as reported to the CIWMB: | A3. Increased or decreased tons requested: | A4. Proposed total reporting year generation tons requested: |
|-------------------------------------|---|--|--|
| 2006 | 243037.75 | 834.72 | 242203.03 |

A5. Statute (PRC Section 41031-41033, 41331-41333), Regulation (14CCR Section 18722 et seq., 18800 et seq), and Board Policy (modification methods as outlined in the March 27, 1997 Board-approved "Agenda Item 32") allow for reporting year tonnage modifications. Please state the nature of the reporting year tonnage inaccuracy. Check all that apply. (Information regarding the Statute, Regulation and "Agenda Item 32" are available on internet at <http://www.ciwmb.ca.gov/Law.htm>)

- ☐ Disposed waste actually generated in another jurisdiction.
- ☐ Disposal tonnage number miscalculated.
- ☐ Disposal mandated by federal or state agency policy, order, or contract.
- ☐ Non-hazardous designated waste tonnage modification. (Please also answer question A14 if you check this box.)
- ☒ Waste disposal from a declared disaster or public emergency.
- ☐ Waste exported out-of-state and later diverted.
- ☐ Residual waste from regional diversion facility. (Please reference PRC Section 41782. (a)(2)(A) for additional reporting year tonnage modification requirements.)
- ☐ Residual waste from regional medical waste treatment facility. (Please reference PRC Section 41782. (a)(1) for additional reporting year tonnage modification requirements.)
- ☐ Other reporting year tonnage inaccuracy not specifically outlined in statute, or "Agenda Item 32". Please explain in detail below, including your proposed tonnage modification method.

A6. Does the inaccuracy checked in subsection A5 meet the statutory and regulatory criteria and definitions to qualify for a tonnage modification? Please explain your findings below.

The inaccuracy does meet the criteria for a tonnage modification. This was waste that was generated as a result of the January 1, 2006 storm that was declared a disaster by Governor Schwarzenegger.

A7. The combined documentation supporting this certification form contains the following:

- States problem claimed in section A5.
- States tonnage modification amount claimed.
- Totals add up to tonnage claimed in section A3.
- Address, title of entity, and signature of individual with knowledge regarding the tonnage modification.

☒ Yes.

☐ No, please explain in detail below.

A8. In the table below, list the data records that support your claim and are available for Board review. Include type of record and location; for example, weight tickets from transfer station or a signed letter on official letterhead indicating where the waste tonnage originated (i.e. jurisdiction-of-origin).

| Source of Disposal Data | Tons | Type of Record | Location of Data |
|---------------------------|--------|-------------------|---|
| Bay Cities Refuse Service | 23.5 | Report to the JPA | Marin County Department of Public Works |
| Marin Sanitary Service | 785.81 | Report to the JPA | |
| Novato Disposal Service | 25.41 | Report to the JPA | |

A9. If the tonnage modification is due to misreporting or a miscalculation, how has the problem been resolved so that the error does not occur again?

N/A

A10. If the tonnage modification is being attributed to another jurisdiction or to a miscalculation, have you notified the affected parties (jurisdictions, haulers, counties, and landfill operators) in writing regarding the problem and your pending claim to the Board?

☐ Yes.

☐ No, please explain in detail below.

☒ N/A

A11. Please indicate from what documented source the tonnage requested in Box A3 came:

☒ All tons claimed are from actual documented numbers from hauler, self-haul, or other tonnage.

☐ Some data were estimated or extrapolated from representative sampling. (Explain the amount and method in detail.)

A12. Enter your diversion rates in the table below.

Current Board default calculated diversion rate:

Reporting Year: 2006

75 %

Proposed diversion rate:

75 %

A13. If the proposed reporting year tonnage modification results in an increase in your waste diversion rate, please explain how your diversion rate is consistent with your level of SRRE program implementation. For example, does your new diversion percentage reflect the recycling and diversion programs you have implemented in your jurisdiction?

N/A

A14. In the space below please describe your efforts to divert the non-hazardous designated waste material prior to this tonnage modification request. (This question is only applicable if you checked the non-hazardous designated waste tonnage modification box in subsection A5.)



Novato Disposal Service Inc.

PO Box 1916
Santa Rosa, CA 95402-1916
p 707-586-5533
f 707-586-5543

RECEIVED

APR 25 2006

DPW
Waste Management

April 24, 2006

Mr. Alex Soulard
Engineering Technician
Marin County Dept. of Public Works
P.O. Box 4186
San Rafael, CA 94913-4186

RE: Storm Related Disposal Service

Dear Alex:

This is in response to your letter of February 7, 2006 requesting disposal data resulting from the New Year's storm.

Novato Disposal Service hauled 25.41 tons of material directly related to the flooding disaster. All material was delivered to the Redwood Landfill.

Please let me know if any further information is desired.

Sincerely,

Richard M. Johnson
Municipal Affairs Director

RMJ:mj

**MATERIAL RECOVERY FACILITY FORM
SUPPLEMENTAL - FLOOD DEBRIS**

YEAR 2006

REPORTING PERIOD

Reporting Quarter : (please check)

Jan - March X

April - June _____

July - Sept _____

Oct - Dec _____

1.) Company Name Marin Resource Recovery Center

2.) Address: 1050 Andersen Drive San Rafael, California 94901

3.) Mailing Address P.O. Box 10067 San Rafael, California 94912
(if different from above)

4.) Telephone: 415-456-2601

5.) Fax: 415-456-7595

6.) Modem:

7.) Contact Person Ray Holmes

INCOMING FLOOD DEBRIS BY JURSDICTION

| | Hauled by MSS | Hauled by Others | Total |
|---------------------|------------------|---------------------|---------------|
| Town of San Anselmo | 450.35 | 291.76 | 742.11 |
| Town of Fairfax | 3.44 | | 3.44 |
| Town of Ross | 30.23 | | 30.23 |
| County (Kentfield) | 10.03 | | 10.03 |
| TOTAL | | | <u>785.81</u> |

RECEIVED

JUN 13 2006

HAULER FORM

DPW
Waste ManagementJURISDICTION Sausalito

REPORTING PERIOD

YEAR 2006

Reporting Quarter: (please check)

Jan. - Mar XXX

April - June _____

July - Sept. _____

Oct. - Dec. _____

1. Company Name: Bay Cities Refuse Service, Inc.
2. Address: P.O. Box 277, El Cerrito, CA 94530
3. Telephone: 415-332-3646 4. Fax: 510-237-8078
5. Email: bcrsgreg aol.com
6. Contact Person: Greg Christie 415-332-3646
7. Total weight of Alternative Daily Cover (ADC) collected: 212.26 tons
8. Total weight of material collected for disposal at landfill: 1339.76 tons
9. Total weight of material collected for disposal at a transformation facility: _____ tons
10. Total weight of material collected for recovery: 926.69 tons
11. Total weight of all material collected (sum of 7,8,9,10): 2478.71 tons
12. Disposal facility(ies) utilized: Storm related damage 23.5 tons

| DISPOSAL FACILITY NAME | (a) Total Tons Disposed | Tons ADC |
|--|-------------------------|---------------|
| 1) Name: <u>West Contra Costa Sanitary</u> Address: <u>Foot of Mt. Diablo</u> City: <u>Richmond</u> State: <u>Ca</u> Zip: <u>94801</u> Phone: () | <u>1339.76</u> | <u>212.26</u> |
| 2) Name: _____ Address: _____ City: _____ State: _____ Zip: _____ Phone: () | | |
| 3) Name: _____ Address: _____ City: _____ State: _____ Zip: _____ Phone: () | | |
| 4) Name: _____ Address: _____ City: _____ State: _____ Zip: _____ Phone: () | | |
| GRAND TOTAL | <u>1339.76</u> | <u>212.26</u> |

(a) The grand total tonnage must equal the sums of line numbers 8 and 9.

MARIN COUNTY HAZARDOUS AND SOLID WASTE MANAGEMENT JOINT POWERS AUTHORITY

Belvedere:
George Rodericks

January 23, 2008

Corte Madera:
David Bracken

To: Executive Board Members

County of Marin:
Matthew Hymel

From: Jeff Rawles
Executive Director

Fairfax:
Michael Rock

Re: JPA Local Task Force Appointment

Larkspur:
Jean Bonander

The JPA Agreement specifies the AB 939 Local Task Force (LTF) shall include at least two representatives of waste industry, one representative of an environmental organization, two representatives of special districts, and five representatives appointed by member agencies serving on the Executive Committee. However, the wording "at least" opens the LTF's structure to include additional members.

Mill Valley:
Anne Montgomery

Novato:
Daniel Keen

At your October 2007 meeting, this Committee reviewed nominations for the vacant LTF environmental organization seat and recommended the full JPA Board consider expanding the composition of the LTF to include three environmental representatives. The JPA Board reviewed your recommendation at their November 1, 2007 meeting and motioned to redirected the matter back to the Executive Committee to make a selection. Specifically, the JPA authorized the Executive Committee to conduct interviews and select 3 environmental representatives for the LTF and one alternate.

Ross:
Gary Broad

San Anselmo:
Debbie Stutsman

San Rafael:
Ken Nordhoff


Following the JPA's November 2007 meeting, staff received the attached letter from the Marin County Council of Mayors and Councilmembers' (MCCMC) Joint Powers Authority Oversight Committee. In this letter the MCCMC maintains the current composition of the AB 939 LTF provides a balance of different interests, constituencies and viewpoints and expanded participation in the LTF can be achieved through other means. MCCMC suggests interested groups can participate through appointment as representatives for a particular part of the County or association with special districts and service providers. Further the MCCMC JPA Oversight Committee recommends the JPA reconsider expanding the number of appointments and only appoint one member of an environmental organization.

Sausalito:
Adam Politzer


Tiburon:
Margaret Curran

Your Committee's direction is requested on how to proceed with the selection of an environment representative(s) to the LTF. If the Committee wishes to make a selection, staff suggests selecting two Committee Members to conduct interviews of the nominees and make a recommendation at your Committees April meeting.

Attachment



F:\Waste\JPA\JPA Agenda Items\ExCom 080123\Local Task Force.doc



Joint Powers Authority Oversight Committee

3501 Civic Center Dr. – Room 329

San Rafael, CA 94903

RECEIVED

NOV 09 2007

MARIN COUNTY PUBLIC WORKS

Lew Tremaine
Chair
Fairfax

November 2, 2007

Barbara Heller
Vice-Chair
San Rafael

Debra Stutsman
Chair, Board of Directors
Marin County Hazardous & Solid Waste JPA
Department of Public Works
P.O. Box 4186
San Rafael, CA 94913

Paul Albritton
Sausalito

Dear Ms. Stutsman,

Judy Arnold
Marin County
Board of Supervisors

On November 1st, the JPA Oversight Committee of the MCCMC completed its annual review of the Hazardous & Solid Waste JPA. One of the issues that came up was a decision by your Executive Committee to increase the number of members on the AB 939 Local Task Force who represent Environmental Organizations from one to three.

Bill Cahill
Ross

The JPA Oversight Committee believes that the current composition already provides for a balance of different interests, constituencies, and viewpoints. It is our Committee's recommendation that the JPA's Executive Committee continue to only appoint one member from an Environmental Organization to the Task Force. Increased participation by these groups can still be achieved through an appointment as representative for a particular part of the County, or through their association with the special districts or service providers.

Larry Chu
Larkspur

Carla Condon
Corte Madera

Before you make your final appointments, please give this recommendation your consideration. Thank you for your attention.

Judy House
San Anselmo

Sincerely,

Jim Leland
Novato

Chris Raker
Mill Valley

Barbara Heller
Vice-Chair

Jeff Slavitz
Tiburon

CC: Jeff Rawles

John Telischak
Belvedere

Marin County Council of Mayors and Councilmembers

MARIN COUNTY HAZARDOUS AND SOLID WASTE MANAGEMENT JOINT POWERS AUTHORITY

Belvedere:

George Rodericks

Date: January 23, 2008

Corte Madera:

David Bracken

To: JPA Executive Committee

County of Marin:

Matthew Hymel

From: Jeff Rawles
Executive Director**Fairfax:**

Michael Rock

Re: Bay Area Recycling Outreach Coalition Contribution

Larkspur:

Jean Bonander

Attached is a request from the Bay Area Recycling Outreach Coalition (BayROC) to augment funding for their FY 08-09 regional media campaign. Founded in 1996, the Bay Area Recycling Outreach Coalition (BayROC) is a collaboration between staff representing Bay Area Municipalities focused on waste reduction through a variety of media campaigns which promote personal action and behavior change.

Mill Valley:

Anne Montgomery

Novato:

Daniel Keen

Last year the JPA contributed \$1,000 to BayROC's regional media campaign focusing on junk mail reduction. This contribution enhanced Marin's source reduction education outreach and was included in Marin's Annual Report.

Ross:

Gary Broad

San Anselmo:

Debbie Stutsman

San Rafael:

Ken Nordhoff

For FY 08-09 BayROC plans to continue the Junk Mail Reduction Campaign and implement a new regional Bring Your Own Bag Campaign (BYO Bag) that will focus on partnering with regional grocery stores to advertise and provide incentives for the community to use reusable bags.

Sausalito:

Adam Politzer


Tiburon:

Margaret Curran


This campaign will enhance the JPA's single use bag reduction campaign by providing draft press releases, advertisements, grocer outreach, educational materials, and the ability to pool education resources Bay Area wide. BayROC has requested the JPA increase its contribution to participate in Bay Area region wide single use bag and junk mail reduction program.

Staff recommends that the Executive Committee increase its contribution to BayROC to \$2,000. Funding for this contribution is allocated in the current JPA Administration (6.1) budget.

Attachment.



F:\Waste\JPA\JPA Agenda Items\ExCom 080123\BayROC.doc



January 3, 2008

Working Committee

David Assmann,
San Francisco,
Dept. of the Environment
Miriam Reiter,
San Mateo County,
RecycleWorks
Zachary DeVine,
County of Santa Clara
Robin Plutchok,
StopWaste.Org
Alexander Soulard,
Marin Hazardous & Solid Waste
Joint Powers Authority
Lorna Thomson,
Contra Costa County

Contributing Partners

Allied Waste Services/BFI
Castro Valley Sanitary District
Central Contra Costa SWA
City & County of San Francisco
City of Albany
City of Antioch
City of Brentwood
City of Clayton
City of Concord
City of Cupertino
City of Dublin
City of Foster City
City of Fremont
City of Gilroy
City of Livermore
City of Los Altos
City of Millbrae
City of Milpitas
City of Morgan Hill
City of Mountain View
City of Napa
City of Newark
City of Oakland
City of Pittsburg
City of Pleasanton
City of San Bruno
City of San Jose
City of San Leandro
City of San Ramon
City of Sunnyvale
City of Union City
City of Vacaville
City of Vallejo
Contra Costa County
County of Marin
County of Santa Clara
Keep California Beautiful
Oro Loma Sanitary District
San Mateo County
Sonoma County WMA
South Bayside WMA
StopWaste.Org
Town of Portola Valley
West Contra Costa IWMA
West Valley Solid Waste Authority

Alex Soulard
Marin Hazardous & Solid Waste
Joint Powers Authority

Dear Alex Soulard:

The EPA Award Winning Bay Area Recycling Outreach Coalition¹ (BayROC) invites Marin Hazardous & Solid Waste Management Joint Powers Authority to continue as a partner in a regional outreach campaign to reduce disposable bag waste.

The goal of the new Bring Your Own Bag Campaign (BYOBag) is to motivate Bay Area residents to use reusable bags for shopping which will reduce the number of disposable plastic and paper bags ending up as waste and litter in landfills, roads and creeks and rivers.

This new campaign, which will be launched in the spring of 2008, is the latest innovation of a unique partnership of cities, counties and haulers. Since 1995, residents of the Bay Area have heard or seen BayROC radio or TV ads more than 80 million times. Every year, the campaign receives thousands of phone calls, and close to half a million residents access the campaign's website annually.

In addition to the EPA award in 2006, BayROC waste prevention campaigns have received more than 10 state and national awards.

So far, cities and counties in the Bay Area have committed almost \$160,000 to the 2008 outreach campaigns. However, we need to raise an additional \$20,000 to make the campaigns effective and have a major impact. I will be calling you in a few days to discuss this campaign further. Your JPA has contributed \$1,000 annually in the past and BayROC requests that you increase your contribution to help fund our additional campaign.

The BYOBag campaign includes the BYOBag website, press events, grocery store promotions, press releases, articles, as well as radio and print advertising. The BYOBag Campaign is scheduled to run in April, 2008.

¹ The Bay Area Recycling Outreach Coalition (BayROC) is comprised of staff from 110 Bay Area cities, counties and other public agencies working together on waste reduction through regional media campaigns that promote personal action and behavior change. In the past years, BayROC has conducted the Shop Smart, Save Money and the Environment Too, the Buy Recycled Paper Campaigns and the Stop Junk mail campaign. In 2007 BayROC received the prestigious EPA Environmental Award.

You will have access to the following items:

1. Camera-ready advertisements to use in your publications;
2. Audio file copies of radio commercials;
3. Press release and articles for local papers or newsletters;
4. An easy to use web page;
5. A final report for the BYOBag Campaign;
6. All campaign materials will be posted on the BayROC website at www.BayAreaRecycling.org.

Please don't hesitate to contact Emily Utter or any member of the Working Committee to discuss the campaign.

Sincerely,
Emily Utter, Campaign Coordinator
Office: 415-379-4947
Fax: 415-948-2005
Bayroc_coordinator@yahoo.com

MARIN COUNTY HAZARDOUS AND SOLID WASTE MANAGEMENT JOINT POWERS AUTHORITY

Belvedere:

George Rodericks

Date: January 23, 2008

Corte Madera:

David Bracken

To: JPA Executive Committee

County of Marin:

Matthew Hymel

From: Jeff Rawles
Executive Director**Fairfax:**

Michael Rock

Re: California Product Stewardship Council Contribution

Larkspur:

Jean Bonander

The California Product Stewardship Council (CPSC) has requested that the Local Government CPSC Member Associates donate money based on population of their jurisdiction. Marin's recommended donation is \$2,500.

Mill Valley:

Anne Montgomery

Novato:

Daniel Keen

The CPSC is a coalition of local governments and regional associations across California, as well as statewide local government associations related to water quality and other cross-media issues. The CPSC's goal is to shift California's product waste management system from one focused on government funded and ratepayer financed waste diversion to one that relies on Extended Producer Responsibility (EPR) in order to reduce public costs and drive improvements in product design that promote environmental sustainability.

Ross:

Gary Broad

San Anselmo:

Debbie Stutsman

San Rafael:

Ken Nordhoff

Sausalito:

Adam Politzer

The JPA passed an EPR Resolution in November 2006 and has been a member of the CPSC since its inception. During 2006 and 2007 the JPA contributed \$7,000 in grant funds along with 6 other local government agencies that contributed various amounts.

Tiburon:


Margaret Curran

The CPSC is the entity leading the effort to enact EPR legislation in California. EPR legislation is currently targeted at Universal Waste products and will encourage the redesign of products, properly address the Universal Waste Landfill Ban of February 2006, and relieve the financial burden placed on Local Governments for the proper disposal of hazardous items.

Attached are the CPSC's associate fee guideline letter and budget. Staff recommends the Executive Committee approve a contribution of \$2,500 to the CPSC and recommend the JPA Board approve the appropriate budget adjustments.

Attachments.





California Product Stewardship Council

PO Box 216381, Sacramento CA 95821

California Product Stewardship Council

Associates Fees: Fiscal Year 7/1/07 to 6/30/08

Fees are assessed each fiscal year starting July 1st and ending June 30th.

CPSC anticipates the need for a budget of about \$300,000 in FY 07-08 and \$500,000 in FY 08-09. We are devoting substantial staff resources to raising funds from foundations and other sources. Such funding sources look closely at the amount of revenue an organization is able to raise internally, so we are now also seeking financial support from local government CPSC Associates.

On October 3, 2007, the CPSC Board of Directors adopted a tiered Fee Schedule for CPSC Associates based roughly on a per capita rate of \$0.01, although the minimum suggested contribution, regardless of population size, is \$1,000, and no jurisdiction is expected to contribute over \$15,000 in any given year regardless of population size (although they are certainly not prohibited from doing so). Using this chart as a guide, each jurisdiction participating in CPSC is encouraged to self assess the amount of fee due, based on the population represented, and ability to pay.*

| <u>TIER</u> | <u>POPULATION</u> | <u>SUGGESTED FEE</u> |
|-------------|------------------------|----------------------|
| I | LESS THAN 50,000 | \$ 1,000 |
| II | 50,000 – 249,999 | \$ 1,500 – 2,500 |
| III | 250,000 - 499,999 | \$ 3,000 – 5,000 |
| IV | 500,000 TO 1,249,999 | \$ 6,000 – 8,000 |
| V | 1,250,000 TO 4,999,999 | \$ 8,000 – 15,000 |
| VI | 5,000,000 or more | \$ 15,000 |

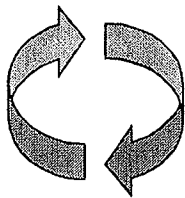
Please determine the Associate Fee you agree to be invoiced for, complete the form on the back, and mail it to Carol Misseldine, CPSC, 41 Renz Road, Mill Valley, CA. Or, if you've received this via email, send it as an attached document to Carol Misseldine at cmisseldine@mindspring.com.

Overlapping Jurisdictions: In some cases, CPSC participants' jurisdictions will overlap. CPSC leaves it to each jurisdiction to determine the appropriate Tier at which they should be assessed, given the value they place on CPSC's mission and our capacity to deliver on that mission, as well as their ability to support CPSC.

* No local government agency will be denied the ability to participate in and stay informed of CPSC initiatives due to financial reasons. We need every City, County and special District to participate in CPSC to ensure a continued strong collective effort on behalf of EPR initiatives.

www.caproductstewardship.org

Mission To shift California's product waste management system from one focused on government funded and ratepayer financed waste diversion to one that relies on producer responsibility in order to reduce public costs and drive improvements in product design that promote environmental sustainability.



California Product Stewardship Council

PO Box 216381 / Sacramento CA 95821

INVOICE

Attn: Alex Soulard
Marin County Hazardous and Solid Waste Joint Powers Authority
3501 Civic Center Drive
San Rafael, CA 94903
e-mail: ASoulard@co.marin.ca.us

Invoice Number: 2008-013-AF
Invoice Date: January 10, 2008
Amount: **\$2,500.00**
Terms: Payment due upon receipt

| DATE | DESCRIPTION | AMOUNT |
|--------------|--------------------------|------------|
| Jan 10, 2008 | 2008 CPSC Associate Fees | \$2,500.00 |

Please make checks payable to: *California Product Stewardship Council* and mail to California Product Stewardship Council, P.O. Box 216381, Sacramento, CA 95821.
For billing inquiries, please call Naomi Gilbert at (916) 852-6799.

Thank you!

www.caproductstewardship.org

Mission To shift California's product waste management system from one focused on government funded and ratepayer financed waste diversion to one that relies on producer responsibility in order to reduce public costs and drive improvements in product design that promote environmental sustainability.

California Product Stewardship Council
Proposed Budget for FY July 1, 2007-June 30, 2008

| | Galavarras HD-15C | Del Norte HD15C | Del Norte HD16 | Product Policy Institute | Other Projects | Management & General | Total |
|---|----------------------|--------------------|-------------------|-----------------------------|-------------------|-------------------------|----------------|
| INCOME | | | | | | | |
| Foundation & Gov Grants for Outreach/Ed | 4,438.75 | 1,000 | 118,180 | | 46,098 | | 169,716 |
| Participant Fees | | | | | | 110,000 c | 110,000 |
| Unrestricted Donations | | | | | | 5,000 | 5,000 |
| Presentation fees | | | | | | 5,000 | 5,000 |
| <i>In-Kind Income</i> | | | | 161,000 | | 7,800 | 168,800 |
| Investment Income | | | | | | 200 | 200 |
| Misc. Income | | | | | | 100 | 100 |
| Total Income | 4,439 | 1,000 | 118,180 | 161,000 | 46,098 | 128,100 | 458,816 |
| EXPENSES | | | | | | | |
| Professional Fees | | | | | | | |
| Contractor - Carol Misseldine | | | 13,117 | | | 12,250 | 25,367 |
| Contractor - Heidi Sanborn | 3,773 | 840 | 47,605 | | 39,183 | 24,000 | 115,402 |
| Contractor - Accounting | | | | | | 5,000 | 5,000 |
| Contractor - Administrative | | | | | | 10,000 | 10,000 |
| Contractor - PPI | | | 23,358 | | | | 23,358 |
| <i>PPI in-kind (for + to CPSC)</i> | | | | 125,000 | | | 125,000 |
| Contractor - GPI | | | 7,646 | | | | 7,646 |
| Tax Preparation | | | | | | | |
| Legal - start-up costs | | | | | | 4,500 | 4,500 |
| Legal - ongoing | | | | | | 1,000 | 1,000 |
| Total Professional Fees | 3,773 | 840 | 91,727 | 125,000 | 39,183 | 56,750 | 317,273 |
| Postage and Shipping | | | | | | | |
| Mail Brochures or Policy Briefings | | | 3,000 a | | | 4,000 | 7,000 |
| Other Postage | | | | | | 500 | 500 |
| P.O. Box Expense | | | | | | 74 | 74 |
| Total Postage and shipping | - | - | 3,000 | - | - | 4,574 | 7,574 |
| Printing and Publications | | | | | | | |
| Copying | | | | | | 900 | 900 |
| <i>Brochures printing - In-kind (San Joaquin)</i> | | | | | | 2,800 | 2,800 |
| <i>Brochures: print 10,000 - in-kind</i> | | | | | | 5,000 | 5,000 |
| Total Printing and Publications | - | - | - | - | - | 8,700 | 8,700 |
| Supplies | | | | | | | |
| Office Supplies | | | | | | 1,000 | 1,000 |
| Total Supplies | - | - | - | - | - | 1,000 | 1,000 |
| Travel | | | | | | | |
| Airfare | | | 1,615 | | | | 1,615 |
| Airfare - in-kind | | | | | | | - |
| Lodging | | | 646 | | | | 646 |
| Car Rental | | | 538 | | | | 538 |
| Meals | | | | | | | - |
| Mileage | | | 3,416 | | | | 3,416 |
| PPI Travel for HD16 | | | 1,483 | | | | 1,483 |
| GPI Travel for HD16 | | | 514 | | | | 514 |
| Total Travel | - | - | 8,213 b | - | - | - | 8,213 |
| Conferences and Meetings | | | | | | | |
| Education and Training Expense | | | | | | 5,000 | 5,000 |
| Conference Expense | | | 4,773 b | | | | 4,773 |
| Retreat Expense | | | | | | 2,000 | 2,000 |
| Total Conferences and Meetings | - | - | 4,773 | - | - | 7,000 | 11,773 |
| Other Outreach | | | | | | | |
| Listserve Maintenance Expense | | | 1,400 a | | | 2,000 | 3,400 |
| Website Maintenance Expense | | | 2,800 a | | | 4,000 | 6,800 |
| <i>PPI In-kind Web development</i> | | | | 5,000 | | | 5,000 |
| <i>PPI In-kind Outreach Materials (PPT, Brochure)</i> | | | | 10,000 | | | 10,000 |
| Website Redesign | | | | | | 15,000 | 15,000 |
| EPR Report | | | | | | 14,000 | 14,000 |
| Communications Strategy | | | | | | 12,000 | 12,000 |
| Exhibit Booth Expense | | | 6,267 a | | | 5,000 | 11,267 |
| Total Other Outreach | - | - | 10,467 | 15,000 | - | 52,000 | 77,467 |
| Miscellaneous | | | | | | | |
| Insurance Expense | | | | | | 2,000 | 2,000 |
| Bank Fees and Credit Card Expense | | | | | | 300 | 300 |
| Misc. Expense | | | | | | 700 | 700 |
| <i>PPI In-kind Expenses various</i> | | | | 21,000 | | | 21,000 |
| General Overhead | 666 | 160 | | | 6,915 | (7,741) | (0) |
| Total Miscellaneous | 666 | 160 | - | 21,000 | 6,915 | (4,741) | 24,000 |
| Total Expense | 4,439 | 1,000 | 118,180 | 161,000 | 46,098 | 127,283 | 458,000 |
| Net Increase/(Decrease) in Net Assets | - | - | (0) | - | - | 817 | 817 |

**MARIN COUNTY HAZARDOUS & SOLID WASTE
MANAGEMENT JOINT POWERS AUTHORITY**

AB 939 Local Task Force Meeting
Wednesday November 7, 2007
Suite 200-A Conference Room
65 Mitchell Blvd., San Rafael

MINUTES

MEMBERS PRESENT

Greg Christie, Bay Cities Refuse
Terry Cosgrove, San Rafael
Jon Elam, Tamalpais CSD
Patricia Garbarino, Marin Sanitary
Tania Levy, Unincorporated Area
Loretta Figueroa, Almonte Sanitary District
Tom Gaffney, Ross Valley Cities

MEMBERS ABSENT

Ramin Khany, Redwood Landfill
Matt McCarron, Novato
Kim Huff, Southern Marin Cities

STAFF PRESENT

Michael Frost, JPA Staff
Alex Soulard, JPA Staff

OTHERS PRESENT

Tamara Hull, Sustainable San Rafael
Ed Mainland, Sustainable Marin
Bruce Baum, Green Coalition
Robin Plutchok, StopWaste.org
Debra Kaufman, StopWaste.org
Ruth Beckner, CompostAir
Ellen Hopkins, Zero Waste CAC
Dave Della Zoppa, Mill Valley Refuse
Dave Biggio, Mill Valley Refuse
Steve McCaffrey, NorthBay Corp.
Jessica Jones, Redwood Landfill

1. Call to Order. The Local Task Force meeting came to order at 9:00 AM.
2. Approval of JPA Local Task Force Meeting Minutes from September 20, 2007.
Bruce Baum stated that public comments need to be represented in the LTF's minutes. Staff stated the JPA and its subcommittees keep summary, not verbatim minutes. There was no further comment. M/s Elam, Garbarino to approve the September 20, 2007 meeting minutes. Motion approved unanimously.
3. Foodwaste Composting Presentation by Debra Kaufman and discussion. Staff reported they had arranged for a presentation on foodwaste composting. Debra Kaufman and Robin Plutchok would be presenting on the work they have done implementing commercial and residential foodwaste composting programs in Alameda County. Staff additionally reported Local Task Force Members would be invited to tour Redwood Landfill's composting operation.

Debra Kaufman stated Alameda County adopted a goal of 75% diversion goal. Debra Kaufman presented on the commercial aspect of Alameda County's foodwaste composting program. Tania Levy added comments on Berkeley's experience as a participating jurisdiction in the foodwaste collection programs. Staff

questioned Alameda County Waste Management Authority's (ACWMA) role in developing the program as a regional agency. Ms. Kaufman stated, ACWMA provides financial grants and information to each city for development of educational materials, bins, rewording of franchise agreements and implementation of the program. Participating restaurants received a 25-50% discounted rate for collection and bilingual staff/consultants visit businesses to train staff and managers on using the system. Composting companies pick up the commingled food and green waste and haul it to the central valley, where most is used by the agricultural industry. Compost is available to the municipality that generated the material.

Robin Plutchok presented on ACWMA's residential foodwaste collection system. ACWMA determined the largest recoverable portion of the garbage was food and paper wastes. All but two jurisdictions in Alameda County have residential foodwaste collection. The ACWMA coordinates member agencies implementation to ensure there is uniform collection throughout the County, conducts meetings of a cities working group, provides subsidies of up to \$8 per household for the beginning of collection including provide bins and provides uniform educational materials. Ms. Plutchok stated surveys and sorts reveals urban participation is greater than rural, 17% of households always participate, 66% participate at least once every three weeks, and 17% do not participate.

Task Force members asked clarification questions regarding sanitation/rats issues, use of anaerobic digesters, frequency of pickups, use of garbage disposal to dispose of foodwaste, and the promotion of home composting. ACWMA staff stated rats are not more of an issue since the food is just in a separate bin, available anaerobic digesters require a foodwaste stream that is too uniform and clean and are not in use at this time. Residential pickups must be done weekly, garbage disposal use is not recommended by sanitation agencies, and the ACWMA subsidizes home composting bins and has seen increased participation with the implementation of residential foodwaste pickups.

Ed Mainland stated that Robert Haley of San Francisco should be included in this conversation, franchise agreements should be revised to include language for food and zero waste programs, a mitigation fee should be charged at the landfill to fund zero waste programs. Bruce Baum stated that the Central Marin Sanitation Agency wants to expand their Fats Oils and Grease digestion program.

4. Local Task Force Organization. Staff reported that the Local Task Force expressed a desire to have a Task Force member elected as chair to conduct the meetings. Patty Garbarino motioned to have Tom Gaffney be selected as a chair and expressed that the Chair should be a member with no conflicts of interest. The Task Force discussed the roles of the Chair and the possibility of revisiting the election at a later date. Bruce Baum questioned the term of the position. M/s Garbarino, Figueroa to elect Tom Gaffney as Chair of the JPA Local Task Force. The term of the position and meeting conduct will be decided at the next Local Task Force

Meeting and the position appointment will be revisited when the additional local task force members are appointed. Motion unanimously approved.

The Task Force requested that all remaining items on the Agenda except Open Time be moved for continuance at their December 5, 2007 Local Task Force meeting.

5. Open Time. Ruth Beckner spoke about her composting inventions and the possibility of a combined marketing opportunity. Bruce Baum reiterated that public comments should be represented verbatim in the minutes. Ed Mainland asked when Zero Waste would be agenized for the Local Task Force meetings. Staff reported that the JPA Board recently directed staff to develop a Request for Information (RFI) that will provide more information for the Executive Committee to consider. Jon Elam noted that all the Task Force discusses (i.e. foodwaste composting, C and D diversion, plastics elimination, etc.) are parts of a larger zero waste implementation strategy. Alec Hoffman reported that the Marin County Community Development Agency received a \$75,000 Reuse Grant from the California Integrated Waste Management Board. The grant work plan includes increasing reuse of building materials, increasing presence of deconstruction contractors in Marin, siting a building materials reuse facility, and educating contractors on deconstruction and reuse opportunities.

7. Adjourn

**MARIN COUNTY HAZARDOUS & SOLID WASTE
MANAGEMENT JOINT POWERS AUTHORITY**

AB 939 Local Task Force Meeting
Wednesday December 5, 2007
Suite 200-A Conference Room
65 Mitchell Blvd., San Rafael

MINUTES

MEMBERS PRESENT

Matt McCarron, Novato
Terry Cosgrove, San Rafael
Jon Elam, Tamalpais CSD
Patricia Garbarino, Marin Sanitary
Tania Levy, Unincorporated Area
Loretta Figueroa, Almonte Sanitary District
Tom Gaffney, Ross Valley Cities
Ramin Khany, Redwood Landfill
Kim Huff, Southern Marin Cities

MEMBERS ABSENT

Greg Christie, Bay Cities Refuse

STAFF PRESENT

Michael Frost, JPA Staff
Alex Soulard, JPA Staff
Jeff Rawles, JPA Staff

OTHERS PRESENT

Tamara Hull, Sustainable San Rafael
Bruce Baum, Green Coalition
Steve McCaffrey, NorthBay Corp.
Andy Campbell, Renew Computers
Judy Schriebman, Las Gallinas San Dist.
Sue Brown, Ross Valley San. Dist.

1. Call to Order. The Local Task Force meeting came to order at 9:05 AM.
2. Approval of JPA Local Task Force Meeting Minutes from November 7, 2007. Tom Gaffney requested correction to minutes. Motion, Gaffney to approve the November 7, 2007 meeting minutes. Motion approved unanimously.
3. Open Time for Public Comment. Tom Gaffney stated that open time will now be held at the beginning of meetings and comments will be limited to three minutes.

Bruce Baum stated that he represents the Green Coalition, which now has 10,000 members. He is taping the meeting and other waste management related meetings that will be aired on public access channel 26 at various times.

4. Purpose and Mission of Local Task Force. Staff described that the Local Task Force's purpose is to convene every five years to submit comments on the Five Year Integrated Waste Management Review Report, ensure cost effective regional recycling, identify regional solid waste issues, and determine the need for solid waste facilities as stated in the Public Resources Code. Although the review report is complete the JPA has requested the Local Task Force to make recommendations on continuously arising solid waste issues.

The Task Force discussed the amount of time and length of time required to meet to discuss emerging issues. It was suggested that the Task Force create subcommittees to address and research emerging issues.

Loretta Figueroa questioned if the Household Hazardous Waste (HHW) portion of the JPA would be discussed and wanted to ensure that HHW is addressed.

5. Proposed Rules of Order. Tom Gaffney presented a list of rules of order for the Task Force to consider. The rules of order are intended to keep meetings organized, cordial, and open to public comment.

Bruce Baum stated that the Brown act does not require that speakers provide their name and address. Tom Gaffney stated that the Brown act does not require guests to sign in, but the body can adopt rules for identification of speakers.

The Local Task Force discussed including attachments. The group decided that public submitted documents should be noted in minutes and kept in the meeting file for public review. Staff noted that all submitted documents become public.

M/s Garbarino, Khany to adopt the proposed rules of order listed in the agenda item. Motion approved unanimously.

6. Progressive Can Rates. Staff described how progressive can structures work and gave a historical background of rates in Marin. The Task Force discussed the impact of implementing flat rates, changing rates, and how much additional would large generators be charged. Members discussed weighing carts, miniature can options, the problems with infrequent collection, the costs associated with hauling recyclables and greenwaste, Almonte's implementation of progressive rates within Marin, and the possibility that limiting garbage bin sizes will cause more contamination of recyclables.

Bruce Baum stated that the Green Coalition agrees that progressive can rates reward haulers and do nothing to increase diversion. Also, that San Anselmo has intensive recycling service which is a 20 gallon garbage can being collected every other week.

The Task Force discussed how rates could be made profit neutral and asked if there were any examples or studies that were conducted that showed progressive can rates increased diversion. Tom Gaffney requested staff research examples of progressive rate structures, studies on progressive rates, and find communities that have adopted progressive rates.

7. Researched Emerging Issues for Discussion. Tom Gaffney stated that C and D diversion and plastics elimination were issues the Local Task Force chose to pursue in May of 2007. Staff presented a brief recap of the issues and the steps the LTF has taken.

The LTF asked if there had been a recent waste characterization study for Marin and if there were any lessons the JPA learned from participating in the Market Assessment Action Plan (MAAP) program with the CIWMB. Staff described that the MAAP responded that there were no recent waste characterization studies, and the JPA worked with the CIWMB on the MAAP program to find the end uses of materials, but has not had any recent updates on the findings of the program due to CIWMB restructuring. Patty Garbarino mentioned that she would be willing to share waste audits that they performed at their facility.

Tom Gaffney suggested having committee discuss each of the issues more deeply and suggested placing them on future agendas

Bruce Baum stated that by having a \$8 per ton mitigation fee at the landfill that would generate \$1.7 million to fund programs and that there is a resource recovery park proposal in Novato to reuse C and D material.

The LTF discussed the desire to address the most important issue first. Staff stated that there are currently programs working on C and D grants and Plastics education and the reusable bag program. The LTF agreed that the group would first address progressive can rates and foodwaste composting then can eventually move on to other issues.

The Task Force members discussed why all municipalities have not adopted C and D ordinances and if there was any evidence of compliance issues within Marin. Task Force members also questioned about the end use of C and D materials. Ramin Khany and Patty Garbarino stated that they could prepare reports on where materials are recycled at their facilities.

The Task Force discussed how they would like to see the information presented in agendas. Tania Levy stated that a landfill fee would increase JPA staffing to properly prepare reports and expand programs the JPA conducts.

8. Adjourn

F:\Waste\JPA\LTF\MINUTES\07-12-05.doc

